Understanding the Coordinate Plane

Understanding the Coordinate Plane: Models and Computation

Name _____ **Date** _____ **Score** _____ / 6

QUICK REVIEW

In (x, y), the first coordinate tells how far right to go and the second how far up. Start at the origin $(0, 0)$. On the horizontal x-axis, $y = 0$; on the vertical y-axis, $x = 0$.

Worked example

A button T is 1 unit right and 2 units up from the origin. Give its ordered pair.

1. The move 1 right gives $x = 1$.

2. The move 2 up gives $y = 2$, so write $(1, 2)$ in that order.

Answer: $T(1, 2)$.

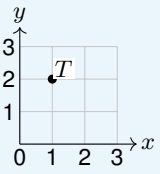

Practice Problems

Show your thinking.

1. Plot and label $A(3, 5)$ on the grid.

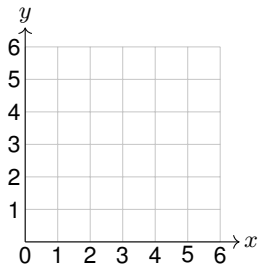

2. Plot $B(0, 5)$ and $C(4, 0)$. For each point, name the axis it lies on.

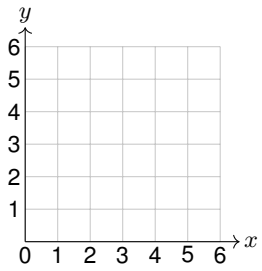

3. A student tries to plot $D(2, 6)$ by going 6 right and 2 up. State the mistaken coordinates and plot D correctly.

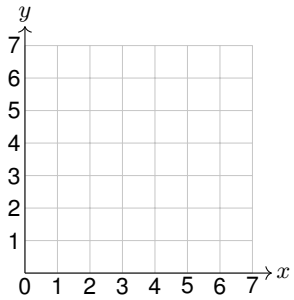

4. Read the ordered pairs of the two labeled points on the grid.

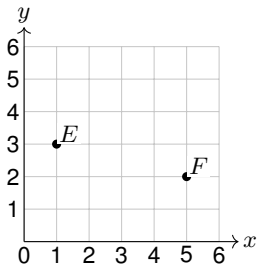

5. Plot the origin O and a point P that is 4 units right and 3 units up from it. Give both ordered pairs.

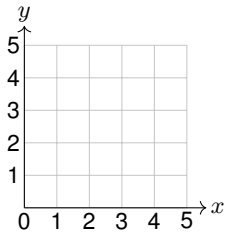

6. Point M is on the x-axis and has $x = 5$. Give its ordered pair and plot it.

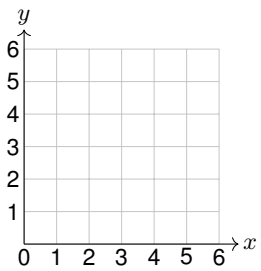

Answer Key

1. $A(3,5)$.
2. B: y-axis; C: x-axis.
3. Mistaken $(6,2)$; correct $D(2,6)$.
4. $E(1,3)$ and $F(5,2)$.
5. $O(0,0)$ and $P(4,3)$.
6. $M(5,0)$.

Step-by-Step Solutions

Follow each calculation, then check your own work.

Problem 1

1. Start at $(0,0)$ and move 3 units right to $(3,0)$.

2. Move 5 units up that column. Mark A at $(3,5)$.

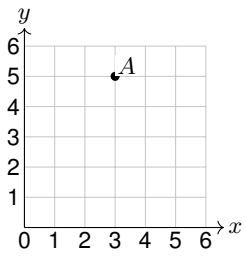

Problem 2

1. For B, go 0 right and 5 up. The zero first coordinate keeps B on the y-axis.

2. For C, go 4 right and 0 up. The zero second coordinate keeps C on the x-axis.

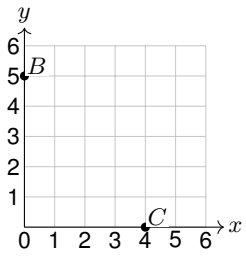

Problem 3

1. Going 6 right and 2 up would put the point at $(6,2)$.

2. Read the first coordinate first: go 2 right, then 6 up, and mark $D(2,6)$.

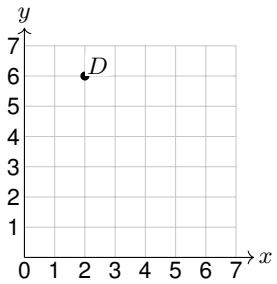

Problem 4

1. E lines up with 1 on the horizontal axis and 3 on the vertical axis.

2. F lines up with 5 horizontally and 2 vertically. Write horizontal first in each pair.

Problem 5

1. Both axes begin at 0, so mark O at their crossing $(0,0)$.

2. From O, the moves give $x = 0 + 4 = 4$ and $y = 0 + 3 = 3$. Mark $P(4,3)$.

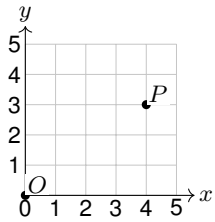

Problem 6

1. On the x-axis, the vertical coordinate is 0.

2. Go 5 units right and no units up. Label the point $M(5,0)$.

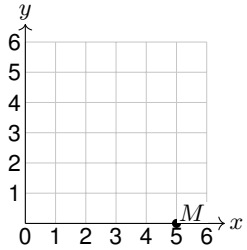

TESTINAR

Keep Building Grade 5 Math Skills

Choose the practice book matched to your state assessment and turn worksheet practice into a complete test-prep plan.

All Grade 5 books



TEXAS STAAR

10 Full-Length Math Practice Tests

Build Grade 5 accuracy, confidence, and test stamina with 10 printable practice tests.

Printable eBook • Instant PDF access

View eBook

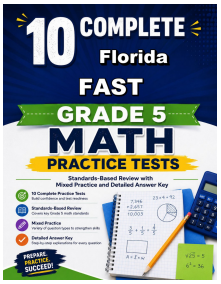

FLORIDA FAST

10 Full-Length Math Practice Tests

Build Grade 5 accuracy, confidence, and test stamina with 10 printable practice tests.

Printable eBook • Instant PDF access

View eBook



CALIFORNIA CAASPP

10 Full-Length Math Practice Tests

Build Grade 5 accuracy, confidence, and test stamina with 10 printable practice tests.

Printable eBook • Instant PDF access

View eBook

Need a different state?
Testinar has Grade 5 math practice books for state assessments across the country.

TESTINAR.COM/GRADES/5