Line Plots with Fractional Data

Line Plots with Fractional Data: Models and Computation

Name _____ **Date** _____ **Score** _____ / 6

QUICK REVIEW

A line plot places one mark over a number-line tick for each measurement. For $\frac{1}{2}$, $\frac{1}{2}$, $\frac{3}{4}$ cm, put two marks over $\frac{1}{2}$ and one over $\frac{3}{4}$. Equal tick spacing represents equal fractional differences; the total mark count is 3.

Worked example

Use the line plot to find the total number of objects and the number of objects of length $\frac{1}{2}$ cm.

1. Count marks at each occupied tick: $\frac{1}{4}$: 1, $\frac{1}{2}$: 2, $\frac{3}{4}$: 1.

2. Object count: $1 + 2 + 1 = 4$.

Answer: 4 objects; 2 at $\frac{1}{2}$ cm.

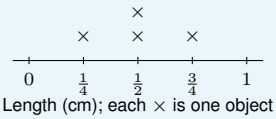

Practice Problems

Show your thinking.

1. Make a line plot of these lengths in centimeters: $\frac{1}{2}, \frac{3}{4}, \frac{3}{4}, 1, 1, \frac{5}{4}, \frac{5}{4}, \frac{5}{4}$. Use one × per object on the blank axis.

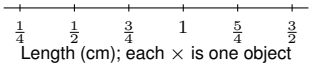

2. Use the line plot to find the total number of objects and the number of objects of length $\frac{5}{4}$ cm.

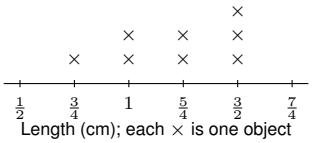

3. Which length or lengths occur most often? How many objects have each of those lengths?

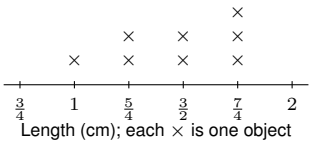

4. Find the difference between the longest and shortest lengths. Include the unit.

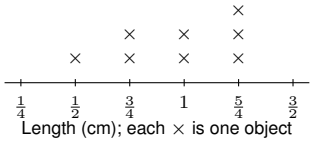

5. A student counts 9 objects in this plot. Find the correct count and explain the error using the counts at each tick.

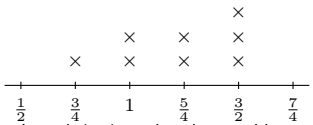

6. Find the combined length of all the objects in the line plot.

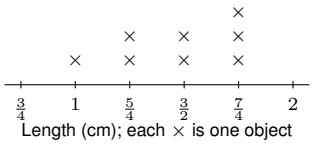

Answer Key

1. Place $\frac{1}{2}$: 1, $\frac{3}{4}$: 2, 1: 2, $\frac{5}{4}$: 3 marks at the respective lengths.
2. 8 objects; 2 at $\frac{5}{4}$ cm.
3. $\frac{7}{4}$ cm; 3 objects at each.
4. $\frac{3}{4}$ cm.
5. 8 objects, not 9.
6. $\frac{47}{4}$ cm.

Step-by-Step Solutions

Follow each calculation, then check your own work.

Problem 1

1. Count marks at each occupied tick: $\frac{1}{2}$: 1, $\frac{3}{4}$: 2, 1: 2, $\frac{5}{4}$: 3.

2. Object count: $1 + 2 + 2 + 3 = 8$.

3. Place the marks above their length ticks, not at heights equal to their lengths. The plot contains 8 marks.

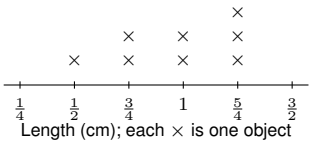

Length (cm); each × is one object

Problem 2

1. Count marks at each occupied tick: $\frac{3}{4}$: 1, 1: 2, $\frac{5}{4}$: 2, $\frac{3}{2}$: 3.

2. Object count: $1 + 2 + 2 + 3 = 8$.

Problem 3

1. Count marks at each occupied tick: 1: 1, $\frac{5}{4}$: 2, $\frac{3}{2}$: 2, $\frac{7}{4}$: 3.

2. Object count: $1 + 2 + 2 + 3 = 8$.

3. The largest frequency is 3, attained at $\frac{7}{4}$ cm.

Problem 4

1. Count marks at each occupied tick: $\frac{1}{2}$: 1, $\frac{3}{4}$: 2, 1: 2, $\frac{5}{4}$: 3.

2. Object count: $1 + 2 + 2 + 3 = 8$.

3. Longest minus shortest: $\frac{5}{4} - \frac{1}{2} = \frac{3}{4}$ cm.

Problem 5

1. Count marks at each occupied tick: $\frac{3}{4}$: 1, 1: 2, $\frac{5}{4}$: 2, $\frac{3}{2}$: 3.

2. Object count: $1 + 2 + 2 + 3 = 8$.

Problem 6

1. Count marks at each occupied tick: 1: 1, $\frac{5}{4}$: 2, $\frac{3}{2}$: 2, $\frac{7}{4}$: 3.

2. Object count: $1 + 2 + 2 + 3 = 8$.

3. Add measured lengths, not just marks: $1 \times 1 + 2 \times \frac{5}{4} + 2 \times \frac{3}{2} + 3 \times \frac{7}{4} = \frac{47}{4}$ cm.

TESTINAR

Keep Building Grade 5 Math Skills

Choose the practice book matched to your state assessment and turn worksheet practice into a complete test-prep plan.

All Grade 5 books



TEXAS STAAR

10 Full-Length Math Practice Tests

Build Grade 5 accuracy, confidence, and test stamina with 10 printable practice tests.

Printable eBook • Instant PDF access

View eBook

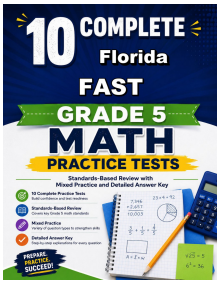

FLORIDA FAST

10 Full-Length Math Practice Tests

Build Grade 5 accuracy, confidence, and test stamina with 10 printable practice tests.

Printable eBook • Instant PDF access

View eBook



CALIFORNIA CAASPP

10 Full-Length Math Practice Tests

Build Grade 5 accuracy, confidence, and test stamina with 10 printable practice tests.

Printable eBook • Instant PDF access

View eBook

Need a different state?
Testinar has Grade 5 math practice books for state assessments across the country.

TESTINAR.COM/GRADES/5