Comparing Fractions

Explore ideas and representations

Name _____ **Date** _____ **Score** _____ / 8

QUICK REVIEW

Compare fractions of the same whole. Rename with a common denominator: $\frac{2}{3} = \frac{8}{12}$ and $\frac{3}{4} = \frac{9}{12}$, so $\frac{2}{3} < \frac{3}{4}$. With the same numerator, fewer equal pieces means larger pieces: $\frac{2}{5} > \frac{2}{8}$.

Worked example

Compare $\frac{4}{7}$ and $\frac{5}{6}$.

1. Rename the first fraction: $\frac{4}{7} = \frac{24}{42}$.
2. Rename the second: $\frac{5}{6} = \frac{35}{42}$.
3. The pieces now have equal size; $24 < 35$ gives the comparison.

Answer: $\frac{4}{7} < \frac{5}{6}$.

Practice Problems

Show your thinking.

1. Insert $<, >, =$ between $\frac{3}{4}$ and $\frac{5}{8}$.

2. Compare $\frac{2}{3}$ with $\frac{3}{5}$ using equal-sized parts.

3. Do $\frac{4}{6}$ and $\frac{2}{3}$ mark the same amount?

4. Use the midpoint benchmark to compare $\frac{3}{8}$ and $\frac{1}{2}$.

5. Correct: $\frac{3}{8} > \frac{3}{5}$ because $8 > 5$.

6. Choose a fraction in eighths strictly between $\frac{1}{2}$ and $\frac{3}{4}$.

7. Use this line to compare point A at $\frac{2}{6}$ with point B at $\frac{4}{6}$.

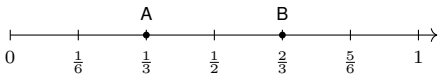

8. Two equal pans are $\frac{5}{12}$ and $\frac{3}{8}$ covered. Compare their coverage.

Answer Key

1. $\frac{3}{4} > \frac{5}{8}$.
2. $\frac{2}{3} > \frac{3}{5}$.
3. $\frac{4}{6} = \frac{2}{3}$.
4. $\frac{3}{8} < \frac{1}{2}$.
5. $\frac{3}{8} < \frac{3}{5}$.
6. $\frac{5}{8}$.
7. $A < B$, since $\frac{2}{6} < \frac{4}{6}$.
8. $\frac{5}{12} > \frac{3}{8}$.

Step-by-Step Solutions

Follow each calculation, then check your own work.

Problem 1

1. Rename the first fraction: $\frac{3}{4} = \frac{6}{8}$.
2. Rename the second: $\frac{5}{8} = \frac{5}{8}$.
3. The pieces now have equal size; $6 > 5$ gives the comparison.

Problem 2

1. Rename the first fraction: $\frac{2}{3} = \frac{10}{15}$.
2. Rename the second: $\frac{3}{5} = \frac{9}{15}$.
3. The pieces now have equal size; $10 > 9$ gives the comparison.

Problem 3

1. Rename the first fraction: $\frac{4}{6} = \frac{4}{6}$.
2. Rename the second: $\frac{2}{3} = \frac{4}{6}$.
3. The pieces now have equal size; $4 = 4$ gives the comparison.

Problem 4

1. Half of 8 equal parts is 4 parts, so $\frac{1}{2} = \frac{4}{8}$.
2. Three eighths is one part short of that halfway mark: $3 < 4$.

Problem 5

1. Rename $\frac{3}{8} = \frac{15}{40}$.
2. Rename $\frac{3}{5} = \frac{24}{40}$.
3. $15 < 24$; eighths are smaller than fifths of the same whole.

Problem 6

1. $\frac{1}{2} = \frac{4}{8}$ and $\frac{3}{4} = \frac{6}{8}$.
2. The only whole numerator strictly between 4 and 6 is 5.
3. Thus $\frac{4}{8} < \frac{5}{8} < \frac{6}{8}$.

Problem 7

1. Both positions count sixths of the same unit.
2. $2 < 4$, so A is left of B.
3. The gap is $\frac{4}{6} - \frac{2}{6} = \frac{2}{6} = \frac{1}{3}$.

Problem 8

1. Rename the first fraction: $\frac{5}{12} = \frac{10}{24}$.
2. Rename the second: $\frac{3}{8} = \frac{9}{24}$.
3. The pieces now have equal size; $10 > 9$ gives the comparison.

TESTINAR

Keep Building Grade 4 Math Skills

Choose the practice book matched to your state assessment and turn worksheet practice into a complete test-prep plan.

All Grade 4 books



TEXAS STAAR

10 Full-Length Math Practice Tests

Build Grade 4 accuracy, confidence, and test stamina with 10 printable practice tests.

Printable eBook • Instant PDF access

View eBook

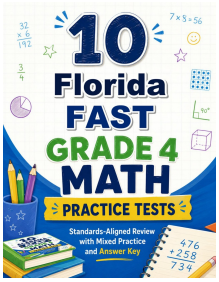

FLORIDA FAST

10 Full-Length Math Practice Tests

Build Grade 4 accuracy, confidence, and test stamina with 10 printable practice tests.

Printable eBook • Instant PDF access

View eBook

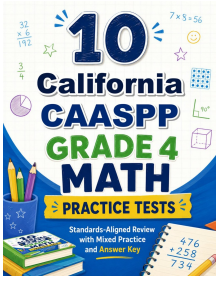

CALIFORNIA CAASPP

10 Full-Length Math Practice Tests

Build Grade 4 accuracy, confidence, and test stamina with 10 printable practice tests.

Printable eBook • Instant PDF access

View eBook

Need a different state?
Testinar has Grade 4 math practice books for state assessments across the country.

TESTINAR.COM/GRADES/4