Comparing Decimals

Spot mistakes, reason, and work backward

Name _____ **Date** _____ **Score** _____ / 8

QUICK REVIEW

Compare ones, tenths, then hundredths. A final zero may help: $0.2 = 0.20$. The first place with different digits decides the order. More written digits do not automatically mean a larger value.

Worked example

Compare 0.48 and 0.5.

1. Write both to hundredths: 0.48 and 0.50. Adding a final zero does not change a value.
2. The ones match: $0 = 0$.
3. The first different digits are in tenths: $4 < 5$. Smaller places cannot reverse that result.
4. Therefore $0.48 < 0.5$.
Answer: $0.48 < 0.5$.

Practice Problems

Show your thinking.

1. Test the claim $0.52 > 0.49$.

2. Test whether an extra final zero changes 0.6.

3. Which is smaller, 0.27 or 0.3?

4. Which is greater, 1.2 or 1.19?

5. A child says $0.09 = 0.9$ because a zero never matters. Correct the claim.

6. Give a decimal in hundredths strictly between 0.62 and 0.65.

7. On this tenths line, mark 0.4 and 0.7. Name the greater decimal.

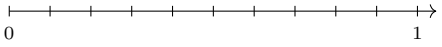

8. Explain why comparing tenths is enough for 0.83 and 0.79.

Answer Key

1. $0.52 > 0.49$.
2. $0.6 = 0.60$.
3. $0.27 < 0.3$.
4. $1.2 > 1.19$.
5. $0.09 < 0.9$.
6. For example, 0.63.
7. 0.7.
8. $0.83 > 0.79$.

Step-by-Step Solutions

Follow each calculation, then check your own work.

Problem 1

1. Write both to hundredths: 0.52 and 0.49. Adding a final zero does not change a value.
2. The ones match: $0 = 0$.
3. The first different digits are in tenths: $5 > 4$. Smaller places cannot reverse that result.
4. Therefore $0.52 > 0.49$.

Problem 2

1. Write both to hundredths: 0.60 and 0.60. Adding a final zero does not change a value.
2. The ones match: $0 = 0$.
3. The tenths match: $6 = 6$.
4. The hundredths match: $0 = 0$.
5. Therefore $0.6 = 0.60$.

Problem 3

1. Write both to hundredths: 0.27 and 0.30. Adding a final zero does not change a value.
2. The ones match: $0 = 0$.
3. The first different digits are in tenths: $2 < 3$. Smaller places cannot reverse that result.
4. Therefore $0.27 < 0.3$.

Problem 4

1. Write both to hundredths: 1.20 and 1.19. Adding a final zero does not change a value.
2. The ones match: $1 = 1$.
3. The first different digits are in tenths: $2 > 1$. Smaller places cannot reverse that result.
4. Therefore $1.2 > 1.19$.

Problem 5

1. 0.09 is 9 hundredths.
2. $0.9 = 0.90$ is 90 hundredths.
3. $9 < 90$; only a zero after the last decimal digit may be added without changing value.

Problem 6

1. The hundredths counts must satisfy $62 < n < 65$.
2. Choose $n = 63$ (or 64).
3. $0.62 < 0.63 < 0.65$ verifies the choice.

Problem 7

1. $0.4 = \frac{4}{10}$ uses tick 4.
2. $0.7 = \frac{7}{10}$ uses tick 7.
3. $7 > 4$, so 0.7 lies farther right.

Problem 8

1. Both have 0 ones.
2. The tenths digits are 8 and 7, and $8 > 7$.
3. Even $0.80 > 0.79$, so the hundredths cannot reverse the comparison.

TESTINAR

Keep Building Grade 4 Math Skills

Choose the practice book matched to your state assessment and turn worksheet practice into a complete test-prep plan.

All Grade 4 books



GEORGIA MILESTONES

9 Full-Length Math Practice Tests

Build Grade 4 accuracy, confidence, and test stamina with 9 printable practice tests.

Printable eBook • Instant PDF access

View eBook



NEW YORK NYSTP

9 Full-Length Math Practice Tests

Build Grade 4 accuracy, confidence, and test stamina with 9 printable practice tests.

Printable eBook • Instant PDF access

View eBook



VIRGINIA SOL

9 Full-Length Math Practice Tests

Build Grade 4 accuracy, confidence, and test stamina with 9 printable practice tests.

Printable eBook • Instant PDF access

View eBook

Need a different state?
Testinar has Grade 4 math practice books for state assessments across the country.

TESTINAR.COM/GRADES/4