Unit Squares

Spot mistakes, reason, and work backward

Name _____ **Date** _____ **Score** _____ / 6

QUICK REVIEW

A unit square has side lengths 1 unit and covers 1 square unit. If its sides are each 1 cm, the area is 1 cm^2. Count squares, not edges. A larger tile may cover more than one unit square.

Worked example

Each small square has sides 1 cm long. Find the area of the tiled rectangle and name the unit.

1. One 1-cm-by-1-cm square covers 1 cm^2. There are 5 squares in each of 3 rows.

2. The count is $5 \times 3 = 15$ unit squares, so the area is 15 cm^2.

Answer: 15 cm^2.

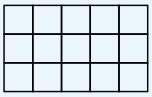

Each: 1 cm^2

Practice Problems

Show your thinking.

1. An area label says 10 cm for this tiled surface. Correct its unit.

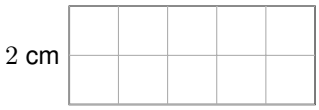

2. A floor has 4 square tiles, each 2 units by 2 units. Is its area 4 square units? Find the actual area.

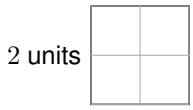

3. A 2-cm-by-2-cm paper square is shown. Draw cuts to make 1-cm-by-1-cm unit squares. How many unit squares result? Name the original area.

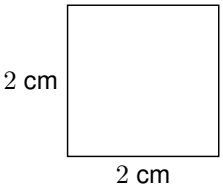

4. Count the one-centimeter lengths along the bottom edge. Then count square-centimeter tiles inside. Why do the two counts have different units?

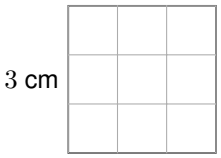

5. An area label says 8 cm for this tiled surface. Correct its unit.

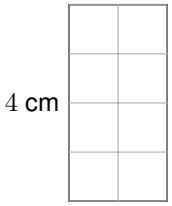

6. A floor has 6 square tiles, each 2 units by 2 units. Is its area 6 square units? Find the actual area.

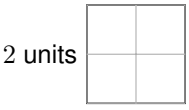

Answer Key

1. 10 cm^2, not 10 cm.
2. No; 16 square units.
3. 4 unit squares; original area 4 cm^2.
4. Bottom 3 cm; area 9 cm^2.
5. 8 cm^2, not 8 cm.
6. No; 24 square units.

Step-by-Step Solutions

Follow each calculation, then check your own work.

Problem 1

1. The $5 \times 2 = 10$ tiles each have sides 1 cm and area 1 cm^2.

2. Counting these tiles measures square centimeters. Centimeters alone measure a length, so write 10 cm^2.

Problem 2

1. One large tile contains $2 \times 2 = 4$ unit squares; it is not one unit square.

2. 4 large tiles cover $4 \times 4 = 16$ square units.

Problem 3

1. Split each 2-cm side into 2 lengths of 1 cm; draw one vertical and one horizontal midline.

2. The result is $2 \times 2 = 4$ unit squares, each 1 cm^2. Together they measure 4 cm^2.

Problem 4

1. The bottom edge contains 3 lengths of 1 cm, so it measures 3 cm.

2. The inside contains 3 rows of 3 unit squares: $3 \times 3 = 9$ cm^2. A length unit and a square unit measure different attributes.

Problem 5

1. The $2 \times 4 = 8$ tiles each have sides 1 cm and area 1 cm^2.

2. Counting these tiles measures square centimeters. Centimeters alone measure a length, so write 8 cm^2.

Problem 6

1. One large tile contains $2 \times 2 = 4$ unit squares; it is not one unit square.

2. 6 large tiles cover $6 \times 4 = 24$ square units.

TESTINAR

Keep Building Grade 3 Math Skills

Choose the practice book matched to your state assessment and turn worksheet practice into a complete test-prep plan.

All Grade 3 books



GEORGIA MILESTONES

9 Full-Length Math Practice Tests

Build Grade 3 accuracy, confidence, and test stamina with 9 printable practice tests.

Printable eBook • Instant PDF access

View eBook



NEW YORK NYSTP

9 Full-Length Math Practice Tests

Build Grade 3 accuracy, confidence, and test stamina with 9 printable practice tests.

Printable eBook • Instant PDF access

View eBook



VIRGINIA SOL

9 Full-Length Math Practice Tests

Build Grade 3 accuracy, confidence, and test stamina with 9 printable practice tests.

Printable eBook • Instant PDF access

View eBook

Need a different state?
Testinar has Grade 3 math practice books for state assessments across the country.

TESTINAR.COM/GRADES/3