Scaled Picture and Bar Graphs

Apply the skill to decisions and designs

Name _____ **Date** _____ **Score** _____ / 6

QUICK REVIEW

Read the key before counting symbols or bar intervals. If a square means 3 points, multiply the square count by 3. To turn points into squares, divide by 3. On a bar graph, check how much the numbers grow from one labeled line to the next.

Worked example

Use the picture-graph key. Find Red points and Green points.

Team	Each square = 3 points
Red	□ □ □
Blue	□ □ □ □
Green	□ □ □ □ □

1. Red has 3 symbols, each worth 3: $3 \times 3 = 9$ points.
2. Green has 5 symbols: $5 \times 3 = 15$ points.
Answer: Red 9; Green 15 points.

Practice Problems

Show your thinking.

1. The teams need 38 points altogether. Use the graph to find how many more points they need.

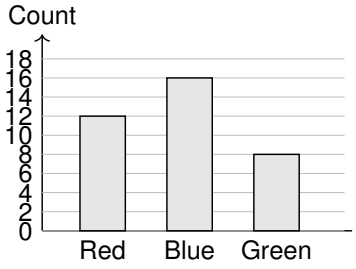

2. Use the table to draw all three bars on the blank graph. Start each bar at 0.

Team	Points
Red	10
Blue	25
Green	15



3. The teams need 32 points altogether. Use the graph to find how many more points they need.

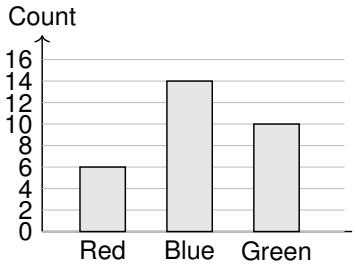

4. How many more points does the highest-scoring team have than the lowest-scoring team?

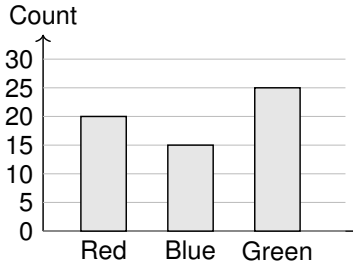

5. Use the table to draw all three bars on the blank graph. Start each bar at 0.

Team	Points
Red	4
Blue	12
Green	8



6. Red has 15 points. A new picture-graph key will use 1 square for 5 points. How many Red squares should you draw?

Answer Key

1. 2 more points.
2. Bars: Red 10, Blue 25, Green 15.
3. 2 more points.
4. 10 points.
5. Bars: Red 4, Blue 12, Green 8.
6. 3 squares.

Step-by-Step Solutions

Follow each calculation, then check your own work.

Problem 1

1. Current total: $12 + 16 + 8 = 36$ points.
2. The goal is 38, so $38 - 36 = 2$ more points are needed.

Problem 2

1. The scale is 5 per interval. Red needs $10 \div 5 = 2$ intervals.
2. Blue needs $25 \div 5 = 5$ and Green needs $15 \div 5 = 3$ intervals. Draw the bars to those heights.

Problem 3

1. Current total: $6 + 14 + 10 = 30$ points.
2. The goal is 32, so $32 - 30 = 2$ more points are needed.

Problem 4

1. The largest value is 25 points; the smallest is 15 points.
2. Subtract: $25 - 15 = 10$ points.

Problem 5

1. The scale is 2 per interval. Red needs $4 \div 2 = 2$ intervals.
2. Blue needs $12 \div 2 = 6$ and Green needs $8 \div 2 = 4$ intervals. Draw the bars to those heights.

Problem 6

1. Group the 15 points into groups of 5: $15 \div 5 = 3$.
2. Check: $3 \times 5 = 15$ points, so draw 3 squares.

TESTINAR

Keep Building Grade 3 Math Skills

Choose the practice book matched to your state assessment and turn worksheet practice into a complete test-prep plan.

All Grade 3 books



ILLINOIS IAR

5 Full-Length Math Practice Tests

Build Grade 3 accuracy, confidence, and test stamina with 5 printable practice tests.

Printable eBook • Instant PDF access

View eBook



NORTH CAROLINA EOG

5 Full-Length Math Practice Tests

Build Grade 3 accuracy, confidence, and test stamina with 5 printable practice tests.

Printable eBook • Instant PDF access

View eBook



OHIO OST

5 Full-Length Math Practice Tests

Build Grade 3 accuracy, confidence, and test stamina with 5 printable practice tests.

Printable eBook • Instant PDF access

View eBook

Need a different state?
Testinar has Grade 3 math practice books for state assessments across the country.

TESTINAR.COM/GRADES/3