Scaled Picture and Bar Graphs

Spot mistakes, reason, and work backward

Name _____ **Date** _____ **Score** _____ / 6

QUICK REVIEW

Read the key before counting symbols or bar intervals. If a square means 3 points, multiply the square count by 3. To turn points into squares, divide by 3. On a bar graph, check how much the numbers grow from one labeled line to the next.

Worked example

Use the picture-graph key. Find Red points and Green points.

Team	Each square = 3 points
Red	☐☐☐
Blue	☐☐☐☐
Green	☐☐☐☐☐

1. Red has 3 symbols, each worth 3: $3 \times 3 = 9$ points.
2. Green has 5 symbols: $5 \times 3 = 15$ points.
Answer: Red 9; Green 15 points.

Practice Problems

Show your thinking.

1. Kim counts 6 Red symbols and reports 6 points. Correct the report using the key.

Team	Each square = 2 points
Red	☐☐☐☐☐☐
Blue	☐☐☐☐
Green	☐☐☐

2. Red has 20 points. A new picture-graph key will use 1 square for 5 points. How many Red squares should you draw?

3. The three teams have 26 points in all. Red has 6 and Green has 8. Find Blue and complete its bar.



4. Kim counts 3 Red symbols and reports 3 points. Correct the report using the key.

Team	Each square = 5 points
Red	☐☐☐
Blue	☐☐☐☐☐
Green	☐☐

5. Red has 8 points. A new picture-graph key will use 1 square for 2 points. How many Red squares should you draw?

6. How many more points does the highest-scoring team have than the lowest-scoring team?

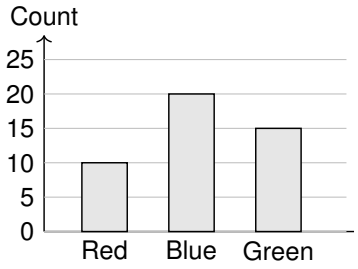

Answer Key

1. Red has 12 points.
2. 4 squares.
3. Blue has 12 points.
4. Red has 15 points.
5. 4 squares.
6. 10 points.

Step-by-Step Solutions

Follow each calculation, then check your own work.

Problem 1

1. One symbol means 2 points, not 1 point.
2. 6 symbols mean $6 \times 2 = 12$ points.

Problem 2

1. Group the 20 points into groups of 5: $20 \div 5 = 4$.
2. Check: $4 \times 5 = 20$ points, so draw 4 squares.

Problem 3

1. Known teams total $6 + 8 = 14$ points.
2. Blue has $26 - 14 = 12$ points. Its bar should reach 12 on the scale.

Problem 4

1. One symbol means 5 points, not 1 point.
2. 3 symbols mean $3 \times 5 = 15$ points.

Problem 5

1. Group the 8 points into groups of 2: $8 \div 2 = 4$.
2. Check: $4 \times 2 = 8$ points, so draw 4 squares.

Problem 6

1. The largest value is 20 points; the smallest is 10 points.
2. Subtract: $20 - 10 = 10$ points.

TESTINAR

Keep Building Grade 3 Math Skills

Choose the practice book matched to your state assessment and turn worksheet practice into a complete test-prep plan.

All Grade 3 books



GEORGIA MILESTONES

9 Full-Length Math Practice Tests

Build Grade 3 accuracy, confidence, and test stamina with 9 printable practice tests.

Printable eBook • Instant PDF access

View eBook



NEW YORK NYSTP

9 Full-Length Math Practice Tests

Build Grade 3 accuracy, confidence, and test stamina with 9 printable practice tests.

Printable eBook • Instant PDF access

View eBook



VIRGINIA SOL

9 Full-Length Math Practice Tests

Build Grade 3 accuracy, confidence, and test stamina with 9 printable practice tests.

Printable eBook • Instant PDF access

View eBook

Need a different state?
Testinar has Grade 3 math practice books for state assessments across the country.

TESTINAR.COM/GRADES/3