Recognize and Measure Area

Apply the skill to decisions and designs

Name _____ **Date** _____ **Score** _____ / 6

QUICK REVIEW

Area tells how much flat surface a shape covers. Each unit square covers 1 square unit. Count inside squares for area, not edges. Counting the distance around a shape gives its perimeter. Different outlines can cover the same number of squares.

Worked example

Find the area by counting the squares inside the figure. What does your number measure?

1. Count the rows: $4 + 4 + 3 = 11$ unit squares.

2. Those 11 squares cover the inside. The area is 11 square units, not the distance around the edge.

Answer: 11 square units; the inside surface.

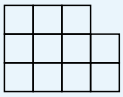

Unit squares

Practice Problems

Show your thinking.

1. One more unit square is attached without overlap. What is the new area?

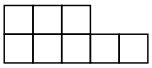

Each square: 1 sq unit

2. A is 2 by 3 units; B is 1 by 4 units. Both outer borders are 10 units long. Do they cover the same area? Count the squares.



A: unit squares

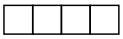

B: unit squares

3. A cover must have area 12 square units. This piece covers 9. How many more unit squares must be attached without overlap?

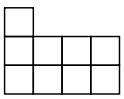

Each square: 1 sq unit

4. On the blank grid, draw a connected shape with the same area. Use a different outline, following the grid lines.

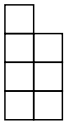

Each square: 1 sq unit

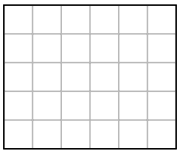

Your shape

5. One more unit square is attached without overlap. What is the new area?

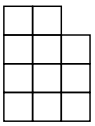

Each square: 1 sq unit

6. On the blank grid, draw a connected shape with the same area. Use a different outline, following the grid lines.

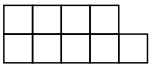

Each square: 1 sq unit

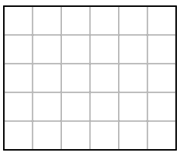

Your shape

Answer Key

1. 9 square units.
2. No; A covers 6, B covers 4 square units.
3. 3 unit squares.
4. Any different outline using exactly 7 unit squares; one example uses rows of 3 and 3 and 1.
5. 12 square units.
6. Any different outline using exactly 9 unit squares; one example uses rows of 3 and 3 and 3.

Step-by-Step Solutions

Follow each calculation, then check your own work.

Problem 1

1. The original inside contains $5 + 3 = 8$ squares.

2. The new square adds one square unit: $8 + 1 = 9$ square units.

Problem 2

1. A has $3 + 3 = 6$ unit squares. B has 4 unit squares.

2. Although both borders measure 10 units, $6 > 4$, so A covers 2 more square units. Border length does not determine covered area.

Problem 3

1. The uncovered amount is $12 - 9 = 3$ square units.

2. Each new unit square adds 1 square unit; $9 + 3 = 12$ checks the completed area.

Problem 4

1. The shown shape has $2 + 2 + 2 + 1 = 7$ unit squares.

2. Draw rows of 3 and 3 and 1 squares with their left edges lined up. They use $3 + 3 + 1 = 7$ squares. The outline changes, but the area stays equal.

Problem 5

1. The original inside contains $3 + 3 + 3 + 2 = 11$ squares.

2. The new square adds one square unit: $11 + 1 = 12$ square units.

Problem 6

1. The shown shape has $5 + 4 = 9$ unit squares.

2. Draw rows of 3 and 3 and 3 squares with their left edges lined up. They use $3 + 3 + 3 = 9$ squares. The outline changes, but the area stays equal.

TESTINAR

Keep Building Grade 3 Math Skills

Choose the practice book matched to your state assessment and turn worksheet practice into a complete test-prep plan.

All Grade 3 books



ILLINOIS IAR

5 Full-Length Math Practice Tests

Build Grade 3 accuracy, confidence, and test stamina with 5 printable practice tests.

Printable eBook • Instant PDF access

View eBook



NORTH CAROLINA EOG

5 Full-Length Math Practice Tests

Build Grade 3 accuracy, confidence, and test stamina with 5 printable practice tests.

Printable eBook • Instant PDF access

View eBook



OHIO OST

5 Full-Length Math Practice Tests

Build Grade 3 accuracy, confidence, and test stamina with 5 printable practice tests.

Printable eBook • Instant PDF access

View eBook

Need a different state?
Testinar has Grade 3 math practice books for state assessments across the country.

TESTINAR.COM/GRADES/3