Recognize and Measure Area

Spot mistakes, reason, and work backward

Name _____ **Date** _____ **Score** _____ / 6

QUICK REVIEW

Area tells how much flat surface a shape covers. Each unit square covers 1 square unit. Count inside squares for area, not edges. Counting the distance around a shape gives its perimeter. Different outlines can cover the same number of squares.

Worked example

Find the area by counting the squares inside the figure. What does your number measure?

1. Count the rows: $4 + 4 + 3 = 11$ unit squares.

2. Those 11 squares cover the inside. The area is 11 square units, not the distance around the edge.

Answer: 11 square units; the inside surface.

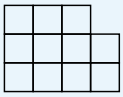

Unit squares

Practice Problems

Show your thinking.

1. Kai counts 14 unit edges around this figure and calls that its area. Find the area instead.

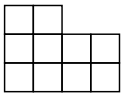

Each square: 1 sq unit

2. A cover must have area 12 square units. This piece covers 9. How many more unit squares must be attached without overlap?



Each square: 1 sq unit

3. On the blank grid, draw a connected shape with the same area. Use a different outline, following the grid lines.

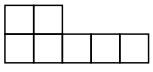

Each square: 1 sq unit

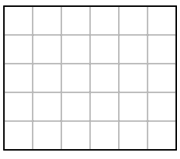

Your shape

4. A cover must have area 11 square units. This piece covers 8. How many more unit squares must be attached without overlap?

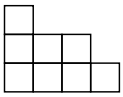

Each square: 1 sq unit

5. Kai counts 12 unit edges around this figure and calls that its area. Find the area instead.

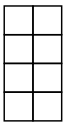

Each square: 1 sq unit

6. The center cell is a hole, not part of the surface. Find the covered area and the uncovered area inside the outer square.



Each square: 1 sq unit

Answer Key

1. 10 square units.
2. 3 unit squares.
3. Any different outline using exactly 7 unit squares; one example uses rows of 4 and 3.
4. 3 unit squares.
5. 8 square units.
6. Covered 8 square units; hole 1 square unit.

Step-by-Step Solutions

Follow each calculation, then check your own work.

Problem 1

1. 14 counts the outer edges, so it measures perimeter, not covered surface.

2. Count the inside unit squares: $4 + 4 + 2 = 10$. Area is 10 square units.

Problem 2

1. The uncovered amount is $12 - 9 = 3$ square units.

2. Each new unit square adds 1 square unit; $9 + 3 = 12$ checks the completed area.

Problem 3

1. The shown shape has $5 + 2 = 7$ unit squares.

2. Draw rows of 4 and 3 squares with their left edges lined up. They use $4 + 3 = 7$ squares. The outline changes, but the area stays equal.

Problem 4

1. The uncovered amount is $11 - 8 = 3$ square units.

2. Each new unit square adds 1 square unit; $8 + 3 = 11$ checks the completed area.

Problem 5

1. 12 counts the outer edges, so it measures perimeter, not covered surface.

2. Count the inside unit squares: $2 + 2 + 2 + 2 = 8$. Area is 8 square units.

Problem 6

1. The outer 3-by-3 square contains $3 \times 3 = 9$ unit-square spaces.

2. The center space is empty, so covered area is $9 - 1 = 8$ square units; the hole covers no surface.

TESTINAR

Keep Building Grade 3 Math Skills

Choose the practice book matched to your state assessment and turn worksheet practice into a complete test-prep plan.

All Grade 3 books



GEORGIA MILESTONES

9 Full-Length Math Practice Tests

Build Grade 3 accuracy, confidence, and test stamina with 9 printable practice tests.

Printable eBook • Instant PDF access

View eBook



NEW YORK NYSTP

9 Full-Length Math Practice Tests

Build Grade 3 accuracy, confidence, and test stamina with 9 printable practice tests.

Printable eBook • Instant PDF access

View eBook



VIRGINIA SOL

9 Full-Length Math Practice Tests

Build Grade 3 accuracy, confidence, and test stamina with 9 printable practice tests.

Printable eBook • Instant PDF access

View eBook

Need a different state?
Testinar has Grade 3 math practice books for state assessments across the country.

TESTINAR.COM/GRADES/3