Recognize and Measure Area

Explore ideas and representations

Name _____ **Date** _____ **Score** _____ / 6

QUICK REVIEW

Area tells how much flat surface a shape covers. Each unit square covers 1 square unit. Count inside squares for area, not edges. Counting the distance around a shape gives its perimeter. Different outlines can cover the same number of squares.

Worked example

Find the area by counting the squares inside the figure. What does your number measure?

1. Count the rows: $4 + 4 + 3 = 11$ unit squares.

2. Those 11 squares cover the inside. The area is 11 square units, not the distance around the edge.

Answer: 11 square units; the inside surface.

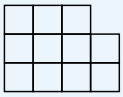

Unit squares

Practice Problems

Show your thinking.

1. Find the area by counting the squares inside the figure. What does your number measure?



Each square: 1 sq unit

2. Find the area by counting the squares inside the figure. What does your number measure?

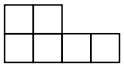

Each square: 1 sq unit

3. Kai counts 10 unit edges around this figure and calls that its area. Find the area instead.



Each square: 1 sq unit

4. One more unit square is attached without overlap. What is the new area?



Each square: 1 sq unit

5. Remove two unit squares from this design without moving the others. What covered area remains?

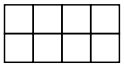

Each square: 1 sq unit

6. On the blank grid, draw a connected shape with the same area. Use a different outline, following the grid lines.



Each square: 1 sq unit

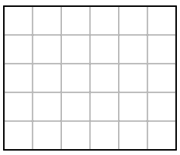

Your shape

Answer Key

1. 6 square units; the inside surface.
2. 6 square units; the inside surface.
3. 6 square units.
4. 6 square units.
5. 6 square units.
6. Any different outline using exactly 7 unit squares; one example uses rows of 4 and 3.

Step-by-Step Solutions

Follow each calculation, then check your own work.

Problem 1

1. Count the rows: $3 + 3 = 6$ unit squares.

2. Those 6 squares cover the inside. The area is 6 square units, not the distance around the edge.

Problem 2

1. Count the rows: $4 + 2 = 6$ unit squares.

2. Those 6 squares cover the inside. The area is 6 square units, not the distance around the edge.

Problem 3

1. 10 counts the outer edges, so it measures perimeter, not covered surface.

2. Count the inside unit squares: $2 + 2 + 2 = 6$. Area is 6 square units.

Problem 4

1. The original inside contains $3 + 2 = 5$ squares.

2. The new square adds one square unit: $5 + 1 = 6$ square units.

Problem 5

1. The design covers $4 + 4 = 8$ square units.

2. Removing two nonoverlapping squares leaves $8 - 2 = 6$ square units.

Problem 6

1. The shown shape has $3 + 3 + 1 = 7$ unit squares.

2. Draw rows of 4 and 3 squares with their left edges lined up. They use $4 + 3 = 7$ squares. The outline changes, but the area stays equal.

TESTINAR

Keep Building Grade 3 Math Skills

Choose the practice book matched to your state assessment and turn worksheet practice into a complete test-prep plan.

All Grade 3 books



TEXAS STAAR

10 Full-Length Math Practice Tests

Build Grade 3 accuracy, confidence, and test stamina with 10 printable practice tests.

Printable eBook • Instant PDF access

View eBook



FLORIDA FAST

10 Full-Length Math Practice Tests

Build Grade 3 accuracy, confidence, and test stamina with 10 printable practice tests.

Printable eBook • Instant PDF access

View eBook



CALIFORNIA CAASPP

10 Full-Length Math Practice Tests

Build Grade 3 accuracy, confidence, and test stamina with 10 printable practice tests.

Printable eBook • Instant PDF access

View eBook

Need a different state?
Testinar has Grade 3 math practice books for state assessments across the country.

TESTINAR.COM/GRADES/3