Counting Unit Squares for Area

Apply the skill to decisions and designs

Name _____ **Date** _____ **Score** _____ / 6

QUICK REVIEW

Count each covered unit square exactly once. Add the number of squares in each row or in each column; either method gives the same total. Each square counts as 1 square unit. Do not count empty spaces in a surrounding rectangle.

Worked example

Find the area. Show a row-by-row count of the unit squares.

1. The row counts from bottom to top are $3, 3, 2$.

2. Add them: $3 + 3 + 2 = 8$ square units.

Answer: 8 square units.



Each square: 1 sq unit

Practice Problems

Show your thinking.

1. A sticker covers exactly one unit square. A sheet has 13 stickers. How many are left after covering this figure?

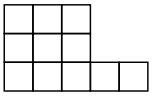

Each square: 1 sq unit

2. Which of these two signs has the larger area? How many more unit squares does it cover?

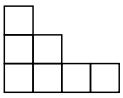

Sign A



Sign B

3. Can the shown unit squares be split equally between two craft boards without cutting a square? What if one square is set aside?

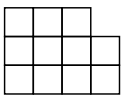

Each square: 1 sq unit

4. Make the shaded design cover exactly 12 unit squares. Shade the new squares in the top row only, starting at the left. How many do you shade?

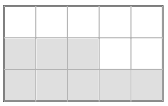

Shaded = one covering tile

5. Design A has rows of $5, 3, 2$ squares. Design B has rows of $4, 2, 2$. One square is moved from A to B, with no overlap. Do the new designs have equal area?

6. A shape has area 10 square units. Its lower rows contain $2 + 5$ squares. How many squares are in the last row?

Answer Key

1. 2 stickers.
2. Sign B covers 2 more square units.
3. Not as shown; after setting one aside, each board gets 5 squares.
4. Shade the first 4 top-row cells.
5. Yes; both cover 9 square units.
6. 3 squares.

Step-by-Step Solutions

Follow each calculation, then check your own work.

Problem 1

1. The figure needs $5 + 3 + 3 = 11$ stickers.
2. $13 - 11 = 2$ stickers remain.

Problem 2

1. A covers $4 + 2 + 1 = 7$ squares; B covers $3 + 3 + 3 = 9$.
2. The difference is $9 - 7 = 2$ square units.

Problem 3

1. The rows have $4 + 4 + 3 = 11$ squares. Two equal whole-square groups need an even total.
2. Set aside one: $11 - 1 = 10$. Then $10 \div 2 = 5$ squares go on each board.

Problem 4

1. The bottom two rows already cover $5 + 3 = 8$ squares.
2. The top needs $12 - 8 = 4$ more. Shade its first four cells, giving $8 + 4 = 12$ squares.

Problem 5

1. A originally covers $5 + 3 + 2 = 10$ squares. B covers $4 + 2 + 2 = 8$.
2. Moving one gives $10 - 1 = 9$ for A and $8 + 1 = 9$ for B. The areas now match.

Problem 6

1. The known rows contain $2 + 5 = 7$ squares.
2. The last row contains $10 - 7 = 3$ unit squares.

TESTINAR

Keep Building Grade 3 Math Skills

Choose the practice book matched to your state assessment and turn worksheet practice into a complete test-prep plan.

All Grade 3 books



ILLINOIS IAR

5 Full-Length Math Practice Tests

Build Grade 3 accuracy, confidence, and test stamina with 5 printable practice tests.

Printable eBook • Instant PDF access

View eBook



NORTH CAROLINA EOG

5 Full-Length Math Practice Tests

Build Grade 3 accuracy, confidence, and test stamina with 5 printable practice tests.

Printable eBook • Instant PDF access

View eBook



OHIO OST

5 Full-Length Math Practice Tests

Build Grade 3 accuracy, confidence, and test stamina with 5 printable practice tests.

Printable eBook • Instant PDF access

View eBook

Need a different state?
Testinar has Grade 3 math practice books for state assessments across the country.

TESTINAR.COM/GRADES/3