

9

Oregon OSAS

GRADE

6

MATH

PRACTICE TESTS

Standards-Aligned Review
Mixed Practice & Answer Key



9 PRINTED TESTS

Realistic practice to build confidence and mastery



DETAILED ANSWER EXPLANATIONS

Learn with step-by-step solutions



FOCUSED & EFFECTIVE

Target key math skills with purposeful practice



BUILD CONFIDENCE

Strengthen problem solving and test-taking skills



9 PRINTED TESTS
+2 ONLINE TESTS

Use these two additional online practice tests for extra review after the printed tests in this book.

PRACTICE TODAY.
SUCCEED TOMORROW.



PRACTICE



REVIEW



SUCCEED

9 Oregon OSAS Grade 6 Math Practice Tests

Standards-Aligned Forest-To-Coast Reasoning for Oregon Statewide Assessment System



Nine complete 40-question Grade 6 practice rounds for OSAS, built for forest-to-coast reasoning with ratios, rational numbers, expressions, equations, geometry, statistics, answer keys, and clear explanations for every item.

Jay Daie and Reza Nazari



Copyright ©

Testinar Inc



Published by Testinar Inc

Testinar.com

All rights reserved. No part of this publication may be reproduced, distributed, or transmitted in any form or by any means, including photocopying, recording, or other electronic or mechanical methods, without the prior written permission of the author, except in the case of brief quotations embodied in critical reviews and certain other noncommercial uses permitted by copyright law, including Section 107 or 108 of the 1976 United States Copyright Act.

This publication is independently produced and has no official connection to any state, district, or national testing program.

Test names and organizational names used herein are the property of their respective trademark holders.



Copyright ©

Welcome, Oregon Math Explorer!

Nine focused rounds using forest-to-coast reasoning

This book gives you nine full Grade 6 practice tests for OSAS. Each round uses coastal trails, forest paths, and careful graph reading as a fresh mental backdrop while you read closely, choose a smart strategy, show your work, and check whether your answer makes sense.

Your Oregon Practice Promise

Let the details guide the work: read scale, label units, and check the answer in context.

Read

Plan

Check

How to Use This Book

A nine-session routine for forest-to-coast reasoning

1. **Preview the skills.** Scan the quick review pages before beginning the first round.
2. **Work in order.** Take one 40-question test at a time in a quiet place.
3. **Mark confidence.** Put a small star beside problems where your plan felt strong.
4. **Correct actively.** Retry missed items before reading the full explanation.
5. **Plan the next round.** Use the growth log to choose one habit and one skill to practice.

Oregon review rhythm: Practice a round, review the trail of decisions, and improve one strategy next time.



What Is Inside?

Nine OSAS tests, 360 questions, and a full review path

Part	What You Will Practice
Tests 1–3	Foundation rounds for ratios, rational numbers, operations, and careful reading.
Tests 4–6	Skill-building rounds with expressions, equations, geometry, data, and problem models.
Tests 7–9	Final stamina rounds for mixed review, neat work, and flexible strategy choices.
Answer Pages	Compact keys and explanations that show why each answer works.

The tests are mixed on purpose. Forest-to-coast reasoning means recognizing the skill even when the next question changes topic, changes format, or asks for an explanation.



Scan me!
For more practice
& answers

Table of Contents

★ Practice Test 1	_____	14
★ Practice Test 2	_____	29
★ Practice Test 3	_____	44
★ Practice Test 4	_____	59
★ Practice Test 5	_____	76
★ Practice Test 6	_____	90
★ Practice Test 7	_____	108
★ Practice Test 8	_____	122
★ Practice Test 9	_____	138
Practice Test Answer Keys	_____	154
Practice Test Answers and Explanations	_____	160

1) Expand $9(3 + 4)$.

A. $27 + 36$

B. $27 + 4$

C. $9 + 7$

D. 63

2) Divide 4,896 by 18.

A. 272

B. 280

C. 276

D. 284

3) If a point is reflected across the y -axis, which coordinate changes?

 A. Only the x -coordinate B. Only the y -coordinate C. Both coordinates D. Neither coordinate

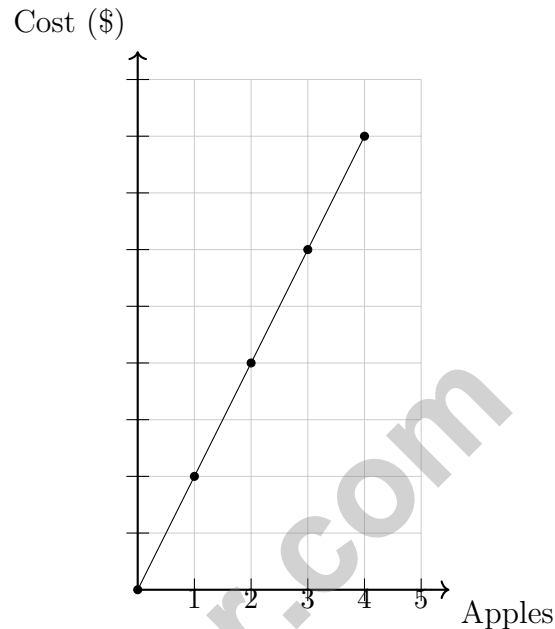
4)

Hours	1	2	3	4
Minutes	60	120	180	240

A movie is 2.5 hours long. Using the table pattern, how many minutes is this?

 A. 120 minutes B. 150 minutes C. 200 minutes D. 300 minutes

- 5) A fruit stand sells apples for \$2 each. Maria buys 1, 2, 3, and 4 apples. Which graph correctly shows the total cost?



- A. The graph correctly shows the relationship
- B. The line should not pass through the origin
- C. The line should have a different unit rate
- D. The graph should start at (0, 2)
- 6) A scale drawing uses a scale of 1 inch = 5 feet. A rectangular room is drawn with dimensions 4 inches by 3 inches. What is the perimeter of the actual room?
- A. 28 feet
- B. 35 feet
- C. 70 feet
- D. 140 feet

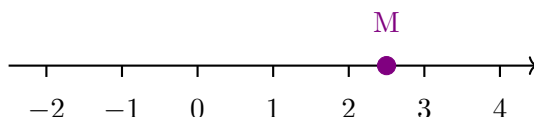


Scan me!
For more practice
& answers

7) A backpack costs \$34.50. You have a coupon for \$7.25 off. How much will you pay?

- A. \$27.25 C. \$41.75
 B. \$26.25 D. \$27.50

8) The number line below shows tick marks at each integer. Point M is marked on the line. What is the coordinate of point M?



- A. 2.5 C. 2
 B. 2.25 D. 3

9) Order from least to greatest:

$$\frac{3}{5}, -\frac{3}{5}, -\frac{1}{5}, \frac{1}{5}$$

- A. $-\frac{3}{5}, -\frac{1}{5}, \frac{1}{5}, \frac{3}{5}$ C. $-\frac{1}{5}, -\frac{3}{5}, \frac{1}{5}, \frac{3}{5}$
 B. $\frac{1}{5}, \frac{3}{5}, -\frac{1}{5}, -\frac{3}{5}$ D. $\frac{3}{5}, \frac{1}{5}, -\frac{1}{5}, -\frac{3}{5}$

10) What is the distance between the points (2, 3) and (2, -5) on the coordinate plane?

- A. 2 units C. 5 units
 B. 3 units D. 8 units

11) Which pair of integers are 5 units apart on a number line?

- A. -8 and -3 C. -4 and 2
 B. 2 and 8 D. 1 and 5

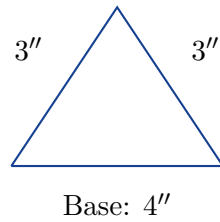


- 1) A scientist wants to study the sleeping habits of sixth graders. She surveyed 50 sixth graders. What is true about this study?
- A. The population is all 50 sixth graders surveyed.
- B. Both the population and sample are all sixth graders in the world.
- C. The population is the 50 sixth graders; there is no sample.
- D. The sample is the 50 sixth graders surveyed.
- 2) Which expression matches “twice the quotient of 15 and j ”?
- A. $\frac{2 \cdot 15}{j}$
- B. $2j + 15$
- C. $15 - 2j$
- D. $2 \cdot \frac{15}{j}$
- 3) An error was made: a student calculated $(-5) \times (-6)$ and got -30 . What is the correct answer?
- A. -30 (student is correct)
- B. 30 (student forgot sign rule)
- C. 11 (student added instead)
- D. 1 (student subtracted instead)
- 4) A baker has 24 cookies. She gives some away and has c cookies left. Which inequality could describe the situation if she has fewer than 10 cookies left?
- A. $c > 10$
- B. $c \leq 10$
- C. $c < 10$
- D. $c \geq 10$



Scan me!
For more practice
& answers

- 5) A scale drawing of a triangle is shown with all sides labeled. The scale is 1 inch = 2 feet.

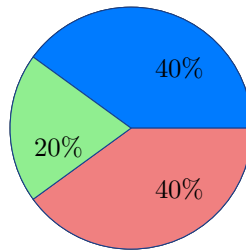


What is the actual length of the base of the triangle?

- A. 4 feet C. 8 feet
 B. 6 feet D. 12 feet
- 6) Divide: $18.4 \div 4$
- A. 4.6 C. 4.06
 B. 46 D. 14.4
- 7) Which list shows the numbers in order from least to greatest?
- A. $-3, -0.5, 1, 2.5$ C. $1, -0.5, 2.5, -3$
 B. $-0.5, -3, 2.5, 1$ D. $2.5, 1, -0.5, -3$



- 1) A golfer is 12 strokes under par. Which representation shows the integer score?
- A. $|-12|$ representing the magnitude of the score
- B. -12 representing 12 strokes under
- C. 12 representing 12 strokes under
- D. $|12|$ representing 12 strokes over



- 2) A circle graph shows the results of a survey with 300 students. One section is 20%. How many students are in this section?
- A. 20
- B. 60
- C. 80
- D. 100
- 3) Error Analysis: A student says, “The question ‘What color is your favorite crayon?’ is statistical because many students have different favorite colors.” What is the error?
- A. Different answers do not automatically make a question statistical.
- B. Crayons are not used in statistics.
- C. The question is too easy for a statistical question.
- D. There is no error; the reasoning is correct.



4) Which characteristic indicates a distribution is skewed LEFT?

A. Mean $>$ Median

C. Mean = Median

B. Median $>$ Mean

D. Mode $>$ Mean

5) A student's homework scores over 9 assignments are: 85, 90, 88, 92, 88, 95, 87, 91, 86.
What is the median score?

6) A dot plot shows the number of books read by 10 students: 2, 3, 3, 4, 4, 4, 5, 5, 6, 6.
What is the median number of books?

A. 4

C. 5

B. 6

D. 4.5

7) A dot plot shows customer wait times (in minutes): 5, 7, 8, 8, 10, 12, 12, 12, 15, 20.
What is the range of the wait times?



Scan me!
For more practice
& answers

Oregon OSAS Practice Test Answer Keys**How to use this Oregon OSAS answer section with a Grade 6 student:**

1. check the answer first, then write one quick reason the choice is correct
2. mark questions to try again, especially the skills that feel connected to forest-to-coast reasoning
3. rework the problem before reading the full explanation, using this reminder:
Let the details guide the work: read scale, label units, and check the answer in context.

A calm Oregon correction routine turns every missed item into useful practice. Practice a round, review the trail of decisions, and improve one strategy next time.



Oregon Practice Test Answers and Explanations

Review the nine printed OSAS tests with observant, steady, and ready for the next path habits.

Practice Test 1 Answers and Explanations

- Choice A is correct.** **(6.NS.B.4)** Distributive property: $9(3 + 4) = 9 \cdot 3 + 9 \cdot 4 = 27 + 36 = 63$. Choice A shows the expanded form.
- Choice A is correct.** **(6.NS.B.2)** $4,896 \div 18 = 272$. Verify: $18 \times 272 = 4,896$.
- Choice A is correct.** **(6.NS.C.6)** When reflecting across the y -axis, the point flips left to right. This changes the sign of the x -coordinate while the y -coordinate stays the same.
- Choice B is correct.** **(6.RP.A.3)** The table shows 1 hour = 60 minutes. For 2.5 hours: $2.5 \times 60 = 150$ minutes.
- Choice A is correct.** **(6.NS.C.6)** For apples at \$2 each, the equation is $c = 2a$. The graph passes through $(0, 0)$, $(1, 2)$, $(2, 4)$, $(3, 6)$, and $(4, 8)$, representing a proportional relationship with a unit rate of \$2 per apple.
- Choice C is correct.** **(6.RP.A.3)** Actual dimensions: $4 \times 5 = 20$ feet and $3 \times 5 = 15$ feet. Perimeter: $2(20 + 15) = 70$ feet.
- Choice A is correct.** **(6.NS.B.3)** Subtract: $\$34.50 - \$7.25 = \$27.25$.
- Choice A is correct.** **(6.NS.C.6)** Point M is halfway between 2 and 3, which is 2.5 or $2\frac{1}{2}$.
- Choice A is correct.** **(6.NS.C.7)** Negative fractions come before positive ones. $-\frac{3}{5} < -\frac{1}{5}$ and $\frac{1}{5} < \frac{3}{5}$.
- Choice D is correct.** **(6.NS.C.8)** The points share the x -coordinate, so the distance is the difference of the y -coordinates: $|3 - (-5)| = |3 + 5| = 8$ units.
- Choice A is correct.** **(6.NS.B.3)** The distance between -8 and -3 is $|-3 - (-8)| = |5| = 5$ units.
- Choice A is correct.** **(6.AEE.A.1)** Exponent first: $2^2 = 4$. Multiply: $4 \times 2 = 8$. Then subtract and add from left to right: $10 - 8 = 2$, then $2 + 3 = 5$.
- Choice A is correct.** **(6.AEE.A.3)** Area model: left rectangle is $4 \times 3x = 12x$; right rectangle is $4 \times 12 = 48$. Total: $12x + 48$.
- Choice B is correct.** **(6.GM.A.1)** Area = $6 \times 2 = 12$ ft².
- Choice B is correct.** **(6.GM.A.3)** The top side goes from $(2, 6)$ to $(5, 6)$, both at $y = 6$. Distance is $5 - 2 = 3$ units.
- Choice A is correct.** **(6.GM.A.1)** Area of a triangle = $\frac{1}{2} \times \text{base} \times \text{height} = \frac{1}{2} \times 10 \times 8 = 40$ square units.
- Choice B is correct.** **(6.DR.D.4)** The frequency of 15 messages is 8, and the frequency of 20 messages is 4. Since $8 = 2 \times 4$, 15 has double the frequency of 20.
- Choice B is correct.** **(6.NS.A.1)** $\frac{1}{2} \div 8 = \frac{1}{2} \times \frac{1}{8} = \frac{1}{16}$ cup per serving.
- The correct answer is GCF of 16 and 24 is 8; prime factorization of 40 is $2^3 \times 5$.** **(6.NS.B.4)** Statement A: Factors of 16 are 1, 2, 4, 8, 16 and factors of 24 are 1, 2, 3, 4, 6, 8, 12, 24; the GCF is 8 (TRUE). Statement B: LCM of 5 and 7 is 35, not 12 (FALSE). Statement C: $40 = 8 \times 5 = 2^3 \times 5$ (TRUE). Statement D is missing factor 10. Statement E is false because the LCM of 6 and 10 is 30.
- Choice B is correct.** **(6.NS.B.2)** Starting at -40 and ascending (adding) 15: $-40 + 15 = -25$ feet below surface.
- Choice C is correct.** **(6.AEE.B.4)** Add 3 to both sides: $x = 9 + 3 = 12$.
- Choice D is correct.** **(6.AEE.B.7)** "Taller than" (strictly greater) means $h > 48$, not $h \geq 48$.
- Choice B is correct.** **(6.AEE.C.8)** A proportional relationship has the form $y = kx$ with no constant term. Option B, cost = $10 \times$ items, is proportional. Options A, C, D all have additional fees or fixed amounts.
- The correct answer is 4.** **(6.RP.A.1)** Flour is the 5-part amount. Since $10 \div 5 = 2$, each part is 2 cups, and sugar is 2 parts: $2 \times 2 = 4$ cups.
- Choice C is correct.** **(6.GM.A.1)** Triangle A: $A = \frac{1}{2} \times 20 \times 3 = 30$ in². Triangle B: $A = \frac{1}{2} \times 10 \times 6 = 30$ in².
- Choice A is correct.** **(6.NS.C.6)** Reflection over the y -axis negates the x -coordinate: $(3, 2) \rightarrow (-3, 2)$.
- Choice B is correct.** **(6.DR.A.1)** Student 2's question asks about many sixth graders (variability expected), requiring data collection. Students 1 and 3 ask about one person's single preference, which have fixed answers.



Star Player Pep Talk

Hi, Star Player!

◇ 9 practice tests. Every one of them was a chance to grow. You took every chance. That's why you're a math star today! ◇

★ **Star players know:** confidence comes from practice. You can't fake it. You build it. You built yours over 9 tests. It's real now! ★

Star Player Stats

- **Practice:** OFF THE CHARTS!
- **Skills:** BROAD! You can do many problem types.
- **Toughness:** HIGH! You don't quit on hard problems.
- **Game Plan:** READY! You know your strategies.

Star tip: on test day, take it one play at a time. One problem. Then the next. You will earn your stars!

If you want to share something or ask a question, please email me at jay@testinar.com.

Jay Daie

Your Math Coach

PRACTICE MORE. ACHIEVE MORE.

This **Grade 6 Math Practice Tests** book is designed to help students strengthen their math skills, master important concepts, and build the confidence they need to excel on any test.

With 9 full-length printed tests and 2 online tests, students get the review, practice, and realistic test experience they need to improve accuracy, develop problem-solving abilities, and reach their full potential.

Perfect for classroom use, homework, test preparation, and extra practice at home.

PERFECT FOR:

- ✓ Classroom Practice
- ✓ Homework & Review
- ✓ Independent Learning
- ✓ Test Preparation
- ✓ Skill Reinforcement
- ✓ Building Confidence

★ PRACTICE TODAY.
SUCCEED TOMORROW.

WHAT STUDENTS WILL GAIN



Stronger Math Skills

Build a solid foundation through targeted practice and review.



Better Problem Solving

Develop logical thinking and effective solution strategies.



Deeper Understanding

Reinforce key math concepts aligned with standards.



Test Confidence

Get familiar with test formats and improve accuracy.



Achieve Success

Build confidence and perform your best on test day.

TOPICS COVERED

- ✓ Ratios & Rates
- ✓ The Number System
- ✓ Expressions & Equations
- ✓ Geometry
- ✓ Fractions & Decimals
- ✓ Percents
- ✓ Statistics & Probability
- ✓ Data Analysis
- ✓ Measurement & Conversions
- ✓ And More!



2 ONLINE TESTS

Extra online practice to reinforce learning and build confidence.

MORE PRACTICE. GREATER RESULTS.

Give your child the tools needed to develop strong math skills, confidence, and a positive attitude toward learning.



9 PRINTED
PRACTICE TESTS



2 ONLINE
PRACTICE TESTS



DETAILED ANSWER
EXPLANATIONS