

9

Minnesota MCA III

GRADE 4

MATH

PRACTICE TESTS

Standards-Aligned Review with
Mixed Practice and Answer Key



**9 FULL-LENGTH
PRACTICE TESTS**



**STANDARDS-ALIGNED
REVIEW**



**MIXED PRACTICE
BUILD SKILLS & CONFIDENCE**



**ANSWER KEY
FOR ALL TESTS**



$$\frac{3}{4} + \frac{1}{4} = 1$$



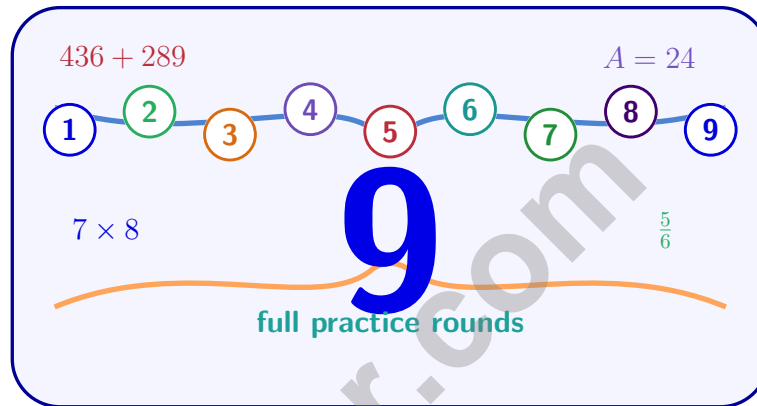
$$725 - 358 = 367$$

PREPARE
PRACTICE
SUCCEED
PERFORM

**PRACTICE TODAY.
SUCCEED TOMORROW.**

9 Minnesota MCA-III Grade 4 Math Practice Tests

Standards-Aligned Review with Mixed Practice and Answer Key



Nine complete 30-question Grade 4 practice rounds for MCA-III, built around lake paths, snowy mornings, and calm number sense, with answer keys and clear explanations for every item.

Jay Daie and Reza Nazari



Copyright ©

Testinar Inc



Published by Testinar Inc

Testinar.com

All rights reserved. No part of this publication may be reproduced, distributed, or transmitted in any form or by any means, including photocopying, recording, or other electronic or mechanical methods, without the prior written permission of the author, except in the case of brief quotations embodied in critical reviews and certain other noncommercial uses permitted by copyright law, including Section 107 or 108 of the 1976 United States Copyright Act.

This publication is independently produced and has no official connection to any state, district, or national testing program.

Test names and organizational names used herein are the property of their respective trademark holders.



Copyright ©

Welcome, Minnesota Math Explorer!

Nine steady rounds on the North Star math route

This book gives you nine full Grade 4 practice tests for MCA-III. Each round uses lake paths, snowy mornings, and calm number sense to keep practice memorable while you read carefully, choose a strategy, show work, and check the answer.

Minnesota Practice Promise

I will slow down for the question, circle what matters, solve one step at a time, and use mistakes as clues for getting stronger.

Read

Plan

Check

How to Use This Book

A ten-session routine for Minnesota MCA-III review

1. **Preview the skills.** Read the quick review pages before the first test.
2. **Take one test at a time.** Treat each round like a stop on the North Star math route.
3. **Mark your confidence.** Put a small star beside problems you solved with a strong plan.
4. **Check, then retry.** For missed questions, try the problem again before reading the explanation.
5. **Track your next move.** Use the growth log to name one habit and one skill for the next test.

Good rhythm: Test one day, correct carefully the next day, then return for the next round when your corrections feel clear.



What Is Inside?

Nine tests, 270 questions, and a full MCA-III review path

Part	What You Will Practice
Tests 1–3	Warm-up rounds for reading carefully, choosing operations, and using models.
Tests 4–6	Skill-building rounds with fractions, measurement, area, data, and two-step problems.
Tests 7–9	Stamina rounds for mixed review, neat work, and flexible strategies.
Answer Pages	Compact keys and explanations that show why each answer works.

The tests are mixed on purpose. Real test readiness means recognizing the skill even when the next question changes topic.



Scan me!
For more practice
& answers

Table of Contents

★ Practice Test 1	_____	14
★ Practice Test 2	_____	25
★ Practice Test 3	_____	37
★ Practice Test 4	_____	48
★ Practice Test 5	_____	59
★ Practice Test 6	_____	70
★ Practice Test 7	_____	82
★ Practice Test 8	_____	93
★ Practice Test 9	_____	105
Practice Test Answer Keys	_____	115
Practice Test Answers and Explanations	_____	121

1) A toy store received 2,016 action figures in a shipment. They need to pack them into 9 boxes equally. How many figures go in each box?

- A. 224 C. 220
 B. 228 D. 216

2) Grace has some marbles. Her brother has 3 times as many marbles, and he has 24 marbles. How many marbles does Grace have?

- A. 6 C. 21
 B. 27 D. 8

3) A quadrilateral has four equal sides and four right angles. How many sides does it have?

4) A recipe calls for $\frac{1}{4}$ cup of sugar. If Miguel triples the recipe, how much sugar does he need?

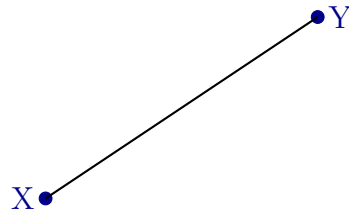
- A. $\frac{1}{12}$ cup C. $\frac{3}{4}$ cup
 B. $\frac{1}{3}$ cup D. $1\frac{1}{4}$ cups

5) Which number is a multiple of 7?

- A. 45 C. 52
 B. 60 D. 49



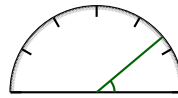
6) What are the endpoints of this line segment?



- A. X and Y
 B. Only X

- C. Only Y
 D. The midpoint

7)



What is the measure of the angle shown?

- A. 35 degrees
 B. 40 degrees

- C. 45 degrees
 D. 50 degrees

8) Which sum is correct?

- A. $\frac{7}{10} + \frac{10}{100} = \frac{80}{100}$
 B. $\frac{7}{10} + \frac{10}{100} = \frac{17}{110}$

- C. $\frac{7}{10} + \frac{10}{100} = \frac{7}{10}$
 D. $\frac{7}{10} + \frac{10}{100} = \frac{7}{100}$

9) Round 29,999 to the nearest thousand.

- A. 29,000
 B. 25,000

- C. 29,900
 D. 30,000



Scan me!
For more practice
& answers

10) Mia has 7 cups. Each cup holds 8 marbles. She loses 15 marbles. How many marbles does she have left?

A. 56

C. 71

B. 49

D. 41

11) How many unit fractions of $\frac{1}{2}$ make up $\frac{2}{2}$?

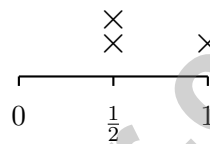
A. 1

C. 3

B. 2

D. 4

12) Look at the line plot of measurements in halves of an inch. How many X marks are above $\frac{1}{2}$ inch?



A. 1

C. 3

B. 2

D. 4

13) How many $\frac{1}{6}$ s are in $\frac{4}{6}$? Write the number.



1) How many degrees in $\frac{2}{3}$ of a full turn around a circle?

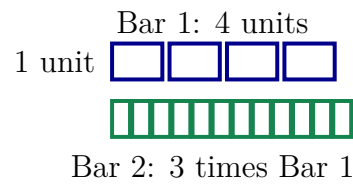
A. 180°

C. 240°

B. 200°

D. 270°

2) Look at the bar model. Both bars show a total of how much?



A. 4 units

C. 12 units

B. 8 units

D. 16 units

3) Which metric measurement is the longest?

A. 2 kilometers

C. 3,500 meters

B. 9,000 meters

D. 15 kilometers

4) Sam has \$0.25. Write this amount as a fraction of a dollar.



5) What is $1\frac{3}{10} + 2\frac{5}{10}$?

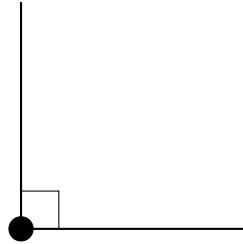
A. $3\frac{6}{10}$

B. $3\frac{7}{10}$

C. $3\frac{8}{10}$

D. $4\frac{2}{10}$

6)



Which of the following has the same size as the angle shown?

A. An acute angle

B. A right angle

C. An obtuse angle

D. A straight angle

7) Which statement about the diagram is correct?



A. Point B is on segment AC

B. Point A is on segment BC


C. Point C is on segment AB

D. All three points are endpoints

8) Ms. Kumar has 1,638 pencils to share equally among 7 students. How many pencils does each student receive?



Scan me!
For more practice
& answers



9 equal pieces

5)

A chocolate bar has 9 pieces. Each piece is $\frac{1}{9}$ of the bar. If you eat 3 pieces, what fraction of the bar do you eat?

- A. $\frac{3}{27}$ of the bar C. $\frac{1}{27}$ of the bar
 B. $\frac{3}{9}$ of the bar (or $\frac{1}{3}$ of the bar) D. $\frac{6}{9}$ of the bar

6) Kai baked $4\frac{2}{4}$ batches of cookies on Saturday and $2\frac{1}{4}$ batches on Sunday. What is the total?

- A. $5\frac{3}{4}$ batches C. $6\frac{2}{4}$ batches
 B. $6\frac{1}{4}$ batches D. $6\frac{3}{4}$ batches

7) A park has 5,040 feet of fence to divide equally into 9 sections. How many feet of fence are in each section?

8) Round 31,456 to the nearest hundred.

- A. 31,400 C. 31,450
 B. 31,000 D. 31,500



Practice Test Answer Keys

How to use this section with a Grade 4 student:

1. check the answer first
2. mark questions to try again
3. rework the problem before reading the full explanation

A calm correction routine turns every missed item into useful practice.

Testinar.com



Scan me!
For more practice
& answers

Practice Test Answers and Explanations

Practice Test 1 Answers and Explanations

- Choice A is correct.** (4.1.1.6) Divide: $20 \div 9 = 2$ r2, bring down the 1 to get $21 \div 9 = 2$ r3, bring down the 6 to get $36 \div 9 = 4$. Each box holds **224** action figures.
- Choice D is correct.** (4.2.2.1) Working backwards. The brother has 24 marbles, which is 3 times Grace's amount, so $3 \times ? = 24$. Divide to find Grace's amount: $24 \div 3 = 8$ marbles.
- The correct answer is 4.** (4.3.1.1) By definition, a quadrilateral is a four-sided figure. The answer is **4**.
- Choice C is correct.** (4.1.1.2) Tripling means we multiply by 3. Since each part is $\frac{1}{4}$ cup, we get $3 \times \frac{1}{4} = \frac{3}{4}$ cup.
- Choice D is correct.** (4.1.2.5) A multiple of 7 is what you get from $7 \times$ a whole number. Since $7 \times 7 = 49$, that makes 49 a multiple of 7. The others don't fit: $45 = 5 \times 9$, $52 = 4 \times 13$, $60 = 6 \times 10$.
- Choice A is correct.** (4.3.2.2) Every line segment has exactly two endpoints — the places where it starts and stops. Here that's X and Y.
- Choice B is correct.** (4.3.2.1) One ray starts at 0° , and the other ray points to the 40° mark. Since $40^\circ < 90^\circ$, this is an acute angle. The answer is **40** degrees.
- Choice A is correct.** (4.1.2.3) Convert $\frac{7}{10}$ to hundredths: $\frac{7}{10} = \frac{70}{100}$. Now add: $\frac{70}{100} + \frac{10}{100} = \frac{80}{100}$.
- Choice D is correct.** (4.1.1.4) We're rounding to the nearest thousand. Look at the hundreds digit: $9 \geq 5$, so round UP! But 9 becomes 10—a rollover! So 29,999 \rightarrow **30,000**. ✓
- Choice D is correct.** (4.1.1.4) Two steps! Step 1: find the total marbles. 7 cups \times 8 marbles = 56. Step 2: take away the lost marbles: $56 - 15 = 41$ marbles left.
- Choice B is correct.** (4.1.2.6) $\frac{2}{2}$ means the whole, which breaks into unit fractions: $\frac{2}{2} = \frac{1}{2} + \frac{1}{2}$. So there are **2** unit fractions of $\frac{1}{2}$.
- Choice B is correct.** (4.1.2.3) On the line plot, count the X marks stacked above $\frac{1}{2}$ inch. There are exactly **2** X marks.
- The correct answer is 4.** (4.1.1.2) Count the unit fractions: $\frac{1}{6} + \frac{1}{6} + \frac{1}{6} + \frac{1}{6} = 4 \times \frac{1}{6} = \frac{4}{6}$. There are **4** unit fractions.
- The correct answer is A, C.** (4.3.3.4) A square balances in four ways: two lines go through opposite corners (diagonals), and two go through the midpoints of opposite sides. Choice A is correct (4 lines). Choice C is correct (lines through side midpoints exist). B is wrong because $4 \neq 2$. D is wrong because hexagons have 6, not more than 4. E is wrong because both diagonal lines are lines of symmetry!
- Choice B is correct.** (4.1.2.6) Add the numerators: $8 + 3 = 11$. With the same denominator, we get $\frac{11}{12}$.
- Choice D is correct.** (4.1.1.6) Break apart $13 = 10 + 3$ and multiply: $(10 \times 12) + (3 \times 12) = 120 + 36 = \mathbf{156}$.
- Choice B is correct.** (4.1.2.3) In the decimal 0.72, the first number after the decimal point is 7 (tenths place). The second is 2 (hundredths place).
- Choice A is correct.** (4.1.2.6) One whole equals $\frac{10}{10}$, plus $\frac{3}{10}$ more: $10 + 3 = 13$, so $\frac{10}{10} + \frac{3}{10} = \frac{13}{10} = 1\frac{3}{10}$. ✓
- Choice C is correct.** (4.3.2.4) From the diagram: length is 5 m and width is 4 m. Area = $5 \times 4 = 20$ sq m.
- Choice D is correct.** (4.1.2.1) Both bars show the same shaded length. Since we're going from thirds to sixths (multiply denominator by 2), multiply the numerator by 2 also: $\frac{2}{3} = \frac{2 \times 2}{3 \times 2} = \frac{4}{6}$.
- Choice A is correct.** (4.1.2.6) Noah walked before and after lunch. Step 1: Add the distances: $\frac{5}{6} + \frac{4}{6} = \frac{9}{6} = 1\frac{3}{6} = 1\frac{1}{2}$ miles, which is more than one mile. Step 2: Find how much more: $1\frac{3}{6} - 1 = \frac{3}{6} = \frac{1}{2}$ mile more than one mile.
- Choice A is correct.** (4.1.2.3) The fraction $\frac{45}{100}$ means 45 hundredths, which equals 0.45.
- Choice A is correct.** (4.1.1.4) Looking at the table, the hundreds column shows 4 for Option A, which gives 2,415. ✓
- Choice D is correct.** (4.1.1.4) A value of 7,000 means $7 \times 1,000$. This is the thousands place. Answer: Thousands. ✓
- Choice C is correct.** (4.1.1.2) When we multiply by the numerator, we keep the denominator the same. So $5 \times \frac{1}{4} = \frac{5}{4}$.
- Choice A is correct.** (4.1.2.1) Convert to common denominator: $\frac{1}{4} = \frac{2}{8}$. Since $\frac{3}{8} > \frac{2}{8}$, Maya ate more.
- Choice A is correct.** (4.1.1.3) In the ones place, $4 < 6$, so we must regroup. The tens place is zero, so regroup from hundreds. Then subtract carefully. The answer is **4,748**.



Scan me!
For more practice
& answers

Hi, Math Builder!

◇ Through 9 practice tests, you built your math house brick by brick. The walls are strong. The roof is on. You are ready for anything test day brings. ◇

★ **Builders know:** good plans make strong houses. You learned to plan, then build. That helps with any problem. ★

Builder's Tools

- **Foundation:** ROCK SOLID. Math facts are in place.
- **Frame:** STRONG. You can break problems into parts.
- **Walls:** TIDY. Your work is neat and clear.
- **Roof:** DONE. You always answer the question.

Builder tip: on test day, build each answer like a tiny house. Read first. Plan next. Do the math. Then check!

If you want to share something or ask a question, please email me at jay@testinar.com.

Jay Daie

Your Math Builder

PRACTICE TODAY. ACHIEVE TOMORROW!

This **Grade 4 Math Practice Tests** book is designed to help students strengthen essential math skills, build confidence, and develop the problem-solving abilities needed for classroom success and test readiness.

With 9 full-length practice tests, students gain repeated exposure to important Grade 4 concepts while learning how to approach questions with accuracy, confidence, and strong mathematical thinking.

Whether used at home, in the classroom, or for independent review, this book provides meaningful practice that helps students grow stronger with every test.

PERFECT FOR:

- ✓ Classroom Practice
- ✓ Homework & Review
- ✓ Independent Learning
- ✓ Test Preparation
- ✓ Skill Reinforcement

★ **CONFIDENCE IN MATH.
SUCCESS FOR LIFE.**

WHAT STUDENTS WILL GAIN



Stronger Math Skills

Build a solid foundation through targeted practice and review.



Better Problem Solving

Develop logical thinking and effective solution strategies.



Test Confidence

Become familiar with test-style questions and formats.



Track Progress

Measure growth across multiple practice tests.



Academic Success

Strengthen skills needed for future learning.

TOPICS COVERED

- ✓ Place Value & Number Sense
- ✓ Multi-Digit Addition & Subtraction
- ✓ Multiplication & Division
- ✓ Fractions & Equivalent Fractions
- ✓ Geometry & Shapes
- ✓ Measurement & Data
- ✓ Perimeter & Area
- ✓ Word Problems
- ✓ Patterns & Algebraic Thinking
- ✓ Graphs & Data Interpretation
- ✓ Mathematical Reasoning
- ✓ And More!



Visit testinar.com/math4 for additional Grade 4 math resources and practice materials.

MORE PRACTICE. GREATER RESULTS.

Give your child the tools needed to develop strong math skills, confidence, and a positive attitude toward learning.

★ **A COMPLETE PRACTICE EXPERIENCE TO HELP STUDENTS THRIVE!**



Builds Confidence Through Practice



Strengthens Critical Thinking & Problem Solving



Encourages Independent Learning



Prepares Students for Future Success