

9

Indiana I LEARN

GRADE

6

MATH

PRACTICE TESTS

Standards-Aligned Review
Mixed Practice & Answer Key



9 PRINTED TESTS

Realistic practice to build confidence and mastery



DETAILED ANSWER EXPLANATIONS

Learn with step-by-step solutions



FOCUSED & EFFECTIVE

Target key math skills with purposeful practice



BUILD CONFIDENCE

Strengthen problem solving and test-taking skills



9 PRINTED TESTS
+2 ONLINE TESTS

Use these two additional online practice tests for extra review after the printed tests in this book.

PRACTICE TODAY.
SUCCEED TOMORROW.



PRACTICE



REVIEW



SUCCEED

9 Indiana ILEARN Grade 6 Math Practice Tests

*Standards-Aligned Steady Hoosier Practice for Indiana Learning Evaluation Assessment
Readiness Network*

A graphic featuring a path of nine numbered circles (1 through 9) connected by a blue line. The circles are colored: 1 (blue), 2 (green), 3 (orange), 4 (purple), 5 (red), 6 (green), 7 (green), 8 (purple), and 9 (blue). Above the path are the equations $436 + 289$ and $A = 24$. Below the path are the equations 7×8 and $\frac{5}{6}$. A large blue number '9' is centered below the path. Below the '9' is an orange wavy line and the text 'complete Indiana practice rounds'.

Nine complete 40-question Grade 6 practice rounds for ILEARN, built for steady Hoosier practice with ratios, rational numbers, expressions, equations, geometry, statistics, answer keys, and clear explanations for every item.

Jay Daie and Reza Nazari



Copyright ©

Testinar Inc



Published by Testinar Inc

Testinar.com

All rights reserved. No part of this publication may be reproduced, distributed, or transmitted in any form or by any means, including photocopying, recording, or other electronic or mechanical methods, without the prior written permission of the author, except in the case of brief quotations embodied in critical reviews and certain other noncommercial uses permitted by copyright law, including Section 107 or 108 of the 1976 United States Copyright Act.

This publication is independently produced and has no official connection to any state, district, or national testing program.

Test names and organizational names used herein are the property of their respective trademark holders.



Copyright ©

Welcome, Indiana Math Explorer!

Nine focused rounds using steady Hoosier practice

This book gives you nine full Grade 6 practice tests for ILEARN. Each round uses quiet fields, town roads, and clean problem-solving steps as a fresh mental backdrop while you read closely, choose a smart strategy, show your work, and check whether your answer makes sense.

Your Indiana Practice Promise

Work with purpose: read fully, solve neatly, and explain why the answer makes sense.

Read

Plan

Check

How to Use This Book

A nine-session routine for steady Hoosier practice

1. **Work in order.** Take one 40-question test at a time in a quiet place.
2. **Preview the skills.** Scan the quick review pages before beginning the first round.
3. **Correct actively.** Retry missed items before reading the full explanation.
4. **Mark confidence.** Put a small star beside problems where your plan felt strong.
5. **Plan the next round.** Use the growth log to choose one habit and one skill to practice.

Indiana review rhythm: Treat each test as a practice lap, then tune one habit before the next start.



What Is Inside?

Nine ILEARN tests, 360 questions, and a full review path

Part	What You Will Practice
Tests 1–3	Foundation rounds for ratios, rational numbers, operations, and careful reading.
Tests 4–6	Skill-building rounds with expressions, equations, geometry, data, and problem models.
Tests 7–9	Final stamina rounds for mixed review, neat work, and flexible strategy choices.
Answer Pages	Compact keys and explanations that show why each answer works.

The tests are mixed on purpose. Steady hoosier practice means recognizing the skill even when the next question changes topic, changes format, or asks for an explanation.



Scan me!
For more practice
& answers

Table of Contents

★ Practice Test 1	_____	14
★ Practice Test 2	_____	31
★ Practice Test 3	_____	47
★ Practice Test 4	_____	62
★ Practice Test 5	_____	77
★ Practice Test 6	_____	90
★ Practice Test 7	_____	105
★ Practice Test 8	_____	121
★ Practice Test 9	_____	136
Practice Test Answer Keys	_____	150
Practice Test Answers and Explanations	_____	156

- 1) The table shows the cost of different numbers of apples at a farmer's market. How much do 9 apples cost?

Number of Apples	Cost (\$)
3	1.50
6	3.00
9	?

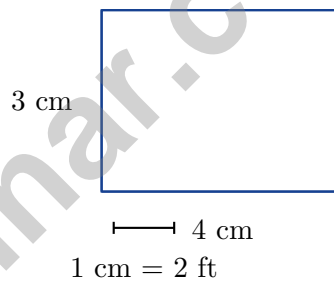
- A. \$3.50 C. \$4.50
 B. \$4.00 D. \$5.00
- 2) A company's budget has a shortfall of 15%. If the budgeted amount was \$20000, how much is the shortfall in dollars?
- A. \$2000 C. \$3000
 B. \$2500 D. \$3500
- 3) Which statement correctly compares the two integers -6 and -3 ?
- A. $-6 > -3$ C. $-6 < -3$
 B. $-6 = -3$ D. -6 and -3 are opposites
- 4) A smoothie recipe uses strawberries and bananas in a $5 : 3$ ratio. If the recipe calls for 15 strawberries, how many bananas should be added?



- 5) A worker earns \$360 for 40 hours of work. After working an extra 5 hours at the same rate, how much total money does the worker earn?

- 6) A factory fills bottles with 500 mL of juice each. How many liters is needed to fill 6 bottles?

- A. 0.3 liters C. 30 liters
 B. 3 liters D. 300 liters
- 7) Below is a scale drawing of a room with a scale bar shown.



What is the actual length of the room (the longer side)?

- A. 4 feet C. 8 feet
 B. 6 feet D. 10 feet



Scan me!
For more practice
& answers

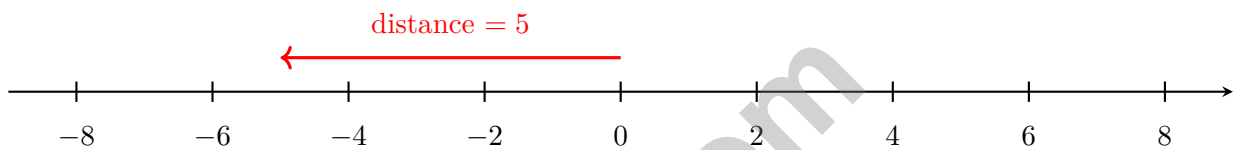
8) Find the LCM of 9 and 12.

- A. 36 C. 21
 B. 108 D. 24

9) What is the GCF of 18 and 24?

- A. 2 C. 6
 B. 3 D. 12

10)



The opposite of the opposite of -5 is:

- A. 5 C. 0
 B. 10 D. -5

11) Which point is in Quadrant IV but closest to Quadrant III?

- A. $(2, -1)$ C. $(1, -5)$
 B. $(5, -4)$ D. $(6, -2)$

12) What is the distance between the points $(2, 3)$ and $(2, -5)$ on the coordinate plane?

- A. 2 units C. 5 units
 B. 3 units D. 8 units



1) What is the difference between the population and the sample?

- A. The population is smaller than the sample.
- B. The population is the entire group being studied; the sample is a subset that is surveyed.
- C. The population is the number of people; the sample is the data.
- D. There is no difference.

2) What is $(-2) \times (-11)$?

- A. -22
- B. 22
- C. 13
- D. -13

3) Jamal receives a salary of \$2000. He pays 15% for taxes and saves 20% of what remains. How much does he save?

- A. \$200
- B. \$300
- C. \$340
- D. \$400

4) Compare $-\frac{2}{3}$ and $-\frac{1}{3}$. Which symbol makes the statement true?

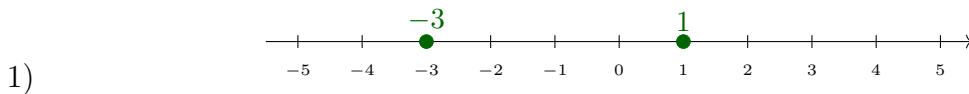
$$-\frac{2}{3} \square -\frac{1}{3}$$

- A. <
- B. >
- C. =
- D. Cannot compare

5) Evaluate $5m - 7$ when $m = 2$.

- A. 3
- B. 6
- C. 10
- D. 17



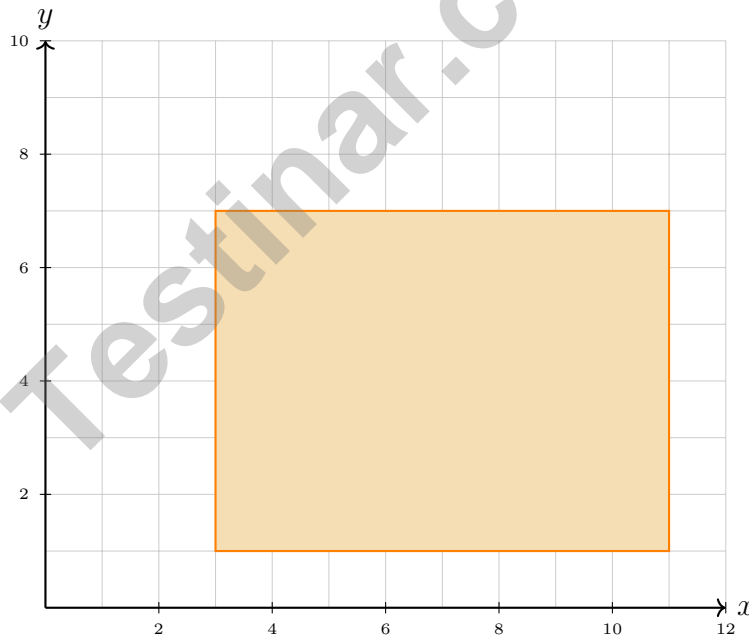


Which two numbers are equally far from zero?

- A. -3 and 1 C. -4 and 4
 B. 2 and 2 D. -2 and 2

2) Create a stem-and-leaf plot from the data: 34, 38, 42, 45, 41, 39, 44. Which statement is true?

- A. Stem 3 has 2 leaves C. The minimum is 34
 B. Stem 4 has 3 leaves D. All of the above



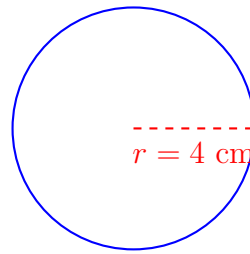
3)

A rectangle has vertices at (3, 1), (11, 1), (11, 7), and (3, 7). What is its area?

- A. 36 square units C. 48 square units
 B. 42 square units D. 54 square units

Scan me!
 For more practice & answers

Circle A



4)

What is the approximate area of Circle A? Use $\pi \approx 3.14$.

- A. 12.56 cm^2 C. 100.48 cm^2
 B. 25.12 cm^2 D. 50.24 cm^2

5) A square has vertices at $(0, 0)$, $(6, 0)$, $(6, 6)$, and $(0, 6)$. What is its perimeter?

6) A standard die is rolled twice. How many possible outcomes are in the sample space?

- A. 6 C. 36
 B. 12 D. 72

7) A dataset has $\text{min} = 3$, $Q_1 = 7$, $\text{median} = 11$, $Q_3 = 15$, $\text{max} = 22$. What is the range?



Scan me!
For more practice
& answers

Indiana ILEARN Practice Test Answer Keys

How to use this Indiana ILEARN answer section with a Grade 6 student:

1. check the answer first, then write one quick reason the choice is correct
2. mark questions to try again, especially the skills that feel connected to steady Hoosier practice
3. rework the problem before reading the full explanation, using this reminder:
Work with purpose: read fully, solve neatly, and explain why the answer makes sense.

A calm Indiana correction routine turns every missed item into useful practice. Treat each test as a practice lap, then tune one habit before the next start.

Testinar.com



Indiana Practice Test Answers and Explanations

Review the nine printed ILEARN tests with steady, prepared, and ready to keep improving habits.

Practice Test 1 Answers and Explanations

- Choice C is correct.** **(6.RP.3)** Each apple costs \$0.50. So 9 apples cost $9 \times 0.50 = \$4.50$.
- Choice C is correct.** **(6.RP.5)** Shortfall: 15% of $\$20000 = 0.15 \times 20000 = \3000 .
- Choice C is correct.** **(6.NS.1)** On a number line, -6 is to the left of -3 , so -6 is less than -3 . The farther left a number is, the smaller it is.
- The correct answer is 9.** **(6.AF.1)** Strawberries are the 5-part amount. Since $15 \div 5 = 3$, each part is 3, and bananas are 3 parts: $3 \times 3 = 9$.
- The correct answer is \$405.** **(6.RP.2)** Unit rate: $\$360 \div 40 = \9 per hour. Total hours: $40 + 5 = 45$ hours. Total earnings: $45 \times \$9 = \405 .
- Choice B is correct.** **(6.GM.1)** Total mL: $6 \times 500 = 3000$ mL. Convert: $3000 \div 1000 = 3$ liters.
- Choice C is correct.** **(6.RP.4)** The drawing shows 4 cm. Using the scale $1 \text{ cm} = 2 \text{ ft}$: $4 \times 2 = 8$ feet.
- Choice A is correct.** **(6.NS.6)** Multiples of 9: 9, 18, 27, 36, 45, ... Multiples of 12: 12, 24, 36, 48, ... The least common multiple is 36.
- Choice C is correct.** **(6.NS.6)** Factors of 18: 1, 2, 3, 6, 9, 18. Factors of 24: 1, 2, 3, 4, 6, 8, 12, 24. Common factors: 1, 2, 3, 6. GCF is 6.
- Choice D is correct.** **(6.NS.2)** The opposite of -5 is 5. The opposite of 5 is -5 . So the opposite of the opposite returns to the original number.
- Choice C is correct.** **(6.AF.5)** Quadrant III is in the lower left. The point closest to this boundary from Quadrant IV would have a small x -coordinate. The point $(1, -5)$ has the smallest x -value among the Quadrant IV points listed.
- Choice D is correct.** **(6.AF.5)** The points share the x -coordinate, so the distance is the difference of the y -coordinates: $|3 - (-5)| = |3 + 5| = 8$ units.
- Choice A is correct.** **(6.NS.5)** Following the diagram: Step 1: Exponent $2^3 = 8$. Step 2: Multiply $8 \times 5 = 40$. Step 3: Subtract $50 - 40 = 10$.
- Choice C is correct.** **(6.RP.5)** "2 times the flour" means multiply c by 2.
- Choice D is correct.** **(6.AF.2)** A balanced scale means both sides are equal. The equation is $x + 5 = 18$, which solves to $x = 13$.
- Choice C is correct.** **(6.GM.3)** Area = $\frac{1}{2}(20 + 8) \times 6 = \frac{1}{2}(28)(6) = 84 \text{ m}^2$.
- Choice B is correct.** **(6.AF.5)** The parallel sides are at $y = 2$ and $y = 6$. Height = $6 - 2 = 4$ units.
- Choice B is correct.** **(6.GM.3)** Width: $7 - 1 = 6$ units. Height: $7 - 2 = 5$ units. Area = $6 \times 5 = 30$ square units.
- Choice A is correct.** **(6.RP.3)** Reflection over the x -axis negates the y -coordinate: $(1, 2) \rightarrow (1, -2)$.
- Choice A is correct.** **(6.DS.3)** The data is already ordered. The median is the middle value: 9.
- Choice A is correct.** **(6.DS.3)** IQR = $35 - 20 = 15$. Upper fence = $Q3 + 1.5(\text{IQR}) = 35 + 22.5 = 57.5$. Lower fence = $Q1 - 1.5(\text{IQR}) = 20 - 22.5 = -2.5$. Since 5 and 50 are within fences, no outliers.
- The correct answer is Opposite numbers and equivalent decimals/fractions.** **(6.NS.3)** Statement B is correct because opposites are the same distance from zero on opposite sides. Statement C is correct because $0.25 = \frac{1}{4}$, so $-0.25 = -\frac{1}{4}$. Statements A, D, and E are false.
- Choice D is correct.** **(6.GM.1)** After first discount: $\$100 - 0.20 \times 100 = \80 . After second discount: $\$80 - 0.10 \times 80 = \72 .
- Choice B is correct.** **(6.NS.3)** Find the distance from -1.2 to each choice: to -2 is 0.8, to -1 is 0.2, to 0 is 1.2, to 3 is 4.2. The smallest distance is to -1 , so it is the closest.
- Choice A is correct.** **(6.NS.3)** Red chips = negative. Blue chips = positive. Three red chips = -3 . Two blue chips = $+2$. Total: $-3 + 2 = -1$.
- The correct answer is 15%.** **(6.AF.1)** Percent discount is $\frac{30}{200} = 0.15 = 15\%$.



Ahoy, Math Sailor!

◇ You sailed through 9 full tests. Some waters were calm. Some waters were rough. You kept your boat steady the whole way. ◇

★ **Captain's truth:** good sailors stay calm. They use the wind. They check the map. You did all those things on every test. ★

Sailor's Skills

- **Steady Hand:** You stay calm even when problems are tricky.
- **Map Skills:** You read each problem carefully.
- **Brave Spirit:** You believe in yourself.
- **Safe Harbor:** You finish what you start.

Captain's tip: on test day, sail steady. Trust the map you built through 9 practice tests. You will reach safe harbor!

If you want to share something or ask a question, please email me at jay@testinar.com.

Jay Daie

Your Math Captain

PRACTICE MORE. ACHIEVE MORE.

This **Grade 6 Math Practice Tests** book is designed to help students strengthen their math skills, master important concepts, and build the confidence they need to excel on any test.

With 9 full-length printed tests and 2 online tests, students get the review, practice, and realistic test experience they need to improve accuracy, develop problem-solving abilities, and reach their full potential.

Perfect for classroom use, homework, test preparation, and extra practice at home.

PERFECT FOR:

- ✓ Classroom Practice
- ✓ Homework & Review
- ✓ Independent Learning
- ✓ Test Preparation
- ✓ Skill Reinforcement
- ✓ Building Confidence

★ PRACTICE TODAY.
SUCCEED TOMORROW.

WHAT STUDENTS WILL GAIN



Stronger Math Skills

Build a solid foundation through targeted practice and review.



Better Problem Solving

Develop logical thinking and effective solution strategies.



Deeper Understanding

Reinforce key math concepts aligned with standards.



Test Confidence

Get familiar with test formats and improve accuracy.



Achieve Success

Build confidence and perform your best on test day.

TOPICS COVERED

- ✓ Ratios & Rates
- ✓ The Number System
- ✓ Expressions & Equations
- ✓ Geometry
- ✓ Fractions & Decimals
- ✓ Percents
- ✓ Statistics & Probability
- ✓ Data Analysis
- ✓ Measurement & Conversions
- ✓ And More!



2 ONLINE TESTS

Extra online practice to reinforce learning and build confidence.

MORE PRACTICE. GREATER RESULTS.

Give your child the tools needed to develop strong math skills, confidence, and a positive attitude toward learning.



9 PRINTED
PRACTICE TESTS



2 ONLINE
PRACTICE TESTS



DETAILED ANSWER
EXPLANATIONS