

# 6 Wyoming WY TOPP

## GRADE 4 MATH PRACTICE TESTS

Standards-Aligned Review with  
Mixed Practice and Answer Key



**MASTER KEY MATH CONCEPTS**  
**BUILD CONFIDENCE FOR TEST DAY**

**INCLUDES COMPREHENSIVE ANSWER KEY**  
**ALIGNED STATE STANDARDS**

# 6 Wyoming WY-TOPP Grade 4 Math Practice Tests

*Standards-Aligned Review with Mixed Practice and Answer Key*



Six complete 30-question Grade 4 practice rounds for WY-TOPP, built around open ranges, high plains, and careful test stamina, with answer keys and clear explanations for every item.

**Jay Daie and Reza Nazari**



# Copyright ©

**Testinar Inc**



Published by Testinar Inc

[Testinar.com](http://Testinar.com)

All rights reserved. No part of this publication may be reproduced, distributed, or transmitted in any form or by any means, including photocopying, recording, or other electronic or mechanical methods, without the prior written permission of the author, except in the case of brief quotations embodied in critical reviews and certain other noncommercial uses permitted by copyright law, including Section 107 or 108 of the 1976 United States Copyright Act.

This publication is independently produced and has no official connection to any state, district, or national testing program.

Test names and organizational names used herein are the property of their respective trademark holders.



*Copyright ©*

# Welcome, Wyoming Math Explorer!

Six steady rounds on the Cowboy State math route

This book gives you six full Grade 4 practice tests for WY-TOPP. Each round uses open ranges, high plains, and careful test stamina to keep practice memorable while you read carefully, choose a strategy, show work, and check the answer.

## Wyoming Practice Promise

I will slow down for the question, circle what matters, solve one step at a time, and use mistakes as clues for getting stronger.

Read

Plan

Check

## How to Use This Book

A ten-session routine for Wyoming WY-TOPP review

1. **Preview the skills.** Read the quick review pages before the first test.
2. **Take one test at a time.** Treat each round like a stop on the Cowboy State math route.
3. **Mark your confidence.** Put a small star beside problems you solved with a strong plan.
4. **Check, then retry.** For missed questions, try the problem again before reading the explanation.
5. **Track your next move.** Use the growth log to name one habit and one skill for the next test.

**Good rhythm:** Test one day, correct carefully the next day, then return for the next round when your corrections feel clear.



## What Is Inside?

Six tests, 180 questions, and a full WY-TOPP review path

Part	What You Will Practice
Tests 1–3	Warm-up rounds for reading carefully, choosing operations, and using models.
Tests 4–6	Skill-building rounds with fractions, measurement, area, data, and two-step problems.
Tests 4–6	Stamina rounds for mixed review, neat work, and flexible strategies.
Answer Pages	Compact keys and explanations that show why each answer works.

The tests are mixed on purpose. Real test readiness means recognizing the skill even when the next question changes topic.

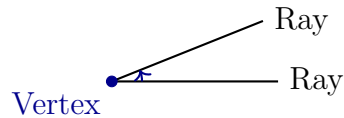


Scan me!  
For more practice  
& answers

# Table of Contents

★ Practice Test 1	_____	15
★ Practice Test 2	_____	27
★ Practice Test 3	_____	39
★ Practice Test 4	_____	51
★ Practice Test 5	_____	62
★ Practice Test 6	_____	73
<b>Practice Test Answer Keys</b>	_____	<b>84</b>
<b>Practice Test Answers and Explanations</b>	_____	<b>88</b>


1) Look at this angle:



What type of angle is this?

- A. An acute angle                       C. An obtuse angle  
 B. A right angle                          D. A straight angle
- 2) A water jug holds  $2\frac{2}{5}$  gallons. If  $1\frac{1}{5}$  gallons have been spilled, how much water is in the jug now?

- A.  $1\frac{1}{5}$                                           C.  $1\frac{2}{5}$   
 B.  $3\frac{3}{5}$                                           D.  $2\frac{1}{5}$
- 3) Here is a line plot with measurements in eighths:



What fraction represents the difference between the longest and shortest measurements?

- A.  $\frac{2}{8}$       C.  $\frac{5}{8}$   
 B.  $\frac{4}{8}$       D.  $\frac{6}{8}$



Scan me!  
For more practice  
& answers

4) Subtract:  $88,765 - 44,321 = ?$

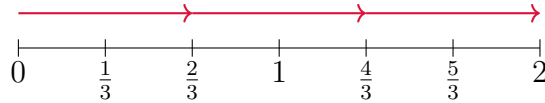
A. 44,444

C. 44,234

B. 45,444

D. 43,444

5) Use the number line to find  $3 \times \frac{2}{3}$ .



A.  $\frac{2}{3}$

C. 2

B.  $1\frac{1}{3}$

D.  $\frac{9}{3}$  or 3

6) How many rays make up an angle?

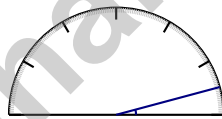
A. 1

C. 3

B. 2

D. 4

7)



What is the measure of this very small acute angle?

A. 10 degrees

C. 20 degrees

B. 15 degrees

D. 25 degrees



8) Complete the table using the rule “multiply by 3”:

Input	1	2	3	4	5
Output	3	6	9	?	?

9) Which number is divisible by 10?

A. 55

C. 120

B. 86

D. 135

10) A rope is 9 yards long. How many feet does the rope measure?

11) Look at the bar model below. Which equation matches?

Noah's cards: 4

Ava's cards: ?

Noah has 4 cards. Ava has 4 times as many cards as Noah. Which equation shows the number of cards Ava has?

A.  $Ava = 4 + 4$

C.  $Ava = 4 - 4$

B.  $Ava = 4 \div 4$

D.  $Ava = 4 \times 4$



Scan me!  
For more practice  
& answers

1) Clock hands point at 3 and at 9. What is the angle between them?

A.  $60^\circ$

C.  $120^\circ$

B.  $90^\circ$

D.  $180^\circ$

2) Which expression does NOT equal  $\frac{7}{10}$ ?

A. Seven unit fractions of  $\frac{1}{10}$

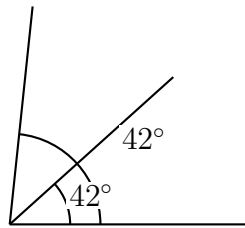
C.  $\frac{1}{7} + \frac{1}{7} + \frac{1}{7} + \frac{1}{7} + \frac{1}{7} + \frac{1}{7} + \frac{1}{7}$

B.  $\frac{1}{10} + \frac{1}{10} + \frac{1}{10} + \frac{1}{10} + \frac{1}{10} + \frac{1}{10} + \frac{1}{10}$

D. 7 parts out of 10

3) A library had 15,000 books. After a donation, they received 4,567 more books. How many books does the library have now?

4) Two rays meet at a vertex, forming an angle. The angle is divided into two equal parts by another ray. If each part measures  $42^\circ$ , what is the total angle measure?



A.  $42^\circ$

C.  $21^\circ$

B.  $84^\circ$

D.  $90^\circ$



Scan me!  
For more practice  
& answers

5) Write the number 12,405 in word form.

- A. Twelve thousand, four hundred fifty       C. One hundred twenty thousand, four hundred five
- B. Twelve thousand, forty-five                       D. Twelve thousand, four hundred five

6) By what number do you multiply both the numerator and denominator of  $\frac{1}{6}$  to get  $\frac{2}{12}$ ?

- A. 1     C. 3
- B. 6     D. 2

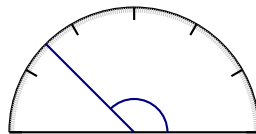
7) A napkin costs  $\frac{1}{2}$  dollar. If you buy 6 napkins, how much do you spend?

- A.  $\frac{1}{12}$  dollar     C.  $\frac{6}{12}$  dollar
- B.  $\frac{6}{2}$  dollars (or 3 dollars)                               D.  $\frac{1}{3}$  dollar

8) Mia plants flowers in 7 rows with 25 flowers in each row. How many flowers does she plant?

- A. 140     C. 175
- B. 210     D. 245

9)

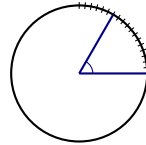


What is the measure of the angle shown?

- A. 90 degrees     C. 135 degrees
- B. 120 degrees     D. 150 degrees



1) What is  $6 \times \frac{1}{6}$ ?

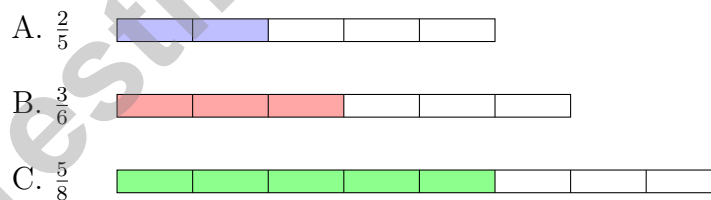


2)

This diagram is marked from  $0^\circ$  to  $60^\circ$ . How many one-degree angles does the angle contain?

- A. 60 one-degree angles       C. 59 one-degree angles  
 B. 61 one-degree angles       D. 30 one-degree angles

3) Which fraction bar represents a fraction greater than  $\frac{1}{2}$ ?



- A.  $\frac{2}{5}$        C.  $\frac{5}{8}$   
 B.  $\frac{3}{6}$        D. None are greater



Scan me!  
For more practice  
& answers

4) Triple  $\frac{3}{4}$ .

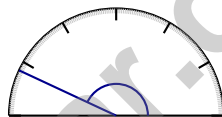
5) Which diagram shows a straight angle?



- A. Diagram A
- B. Diagram B

- C. Diagram C
- D. Diagram D

6)



What is the measure of this angle?

- A. 145 degrees
- B. 150 degrees
- C. 155 degrees
- D. 165 degrees

7) Look at the place-value chart. Which digit, when moved to the thousands place, would have a value of 5,000?

Thousands	Hundreds	Tens	Ones
2	5	7	9

- A. The 2
- B. The 9
- C. The 7
- D. The 5

## Practice Test Answer Keys

**How to use this section with a Grade 4 student:**

1. check the answer first
2. mark questions to try again
3. rework the problem before reading the full explanation

**A calm correction routine turns every missed item into useful practice.**

Testinar.com



## Practice Test Answers and Explanations

### Practice Test 1 Answers and Explanations

- Choice A is correct.** **(4.G.L.1)** This angle opens up a small amount, much less than a right angle. Since it's less than  $90^\circ$ , it's an acute angle.
- Choice A is correct.** **(4.NF.G.3)** Some water spilled from the jug. Subtract the spilled amount from the total:  $2\frac{2}{5} - 1\frac{1}{5} = 1\frac{1}{5}$  gallons remain.
- Choice D is correct.** **(4.MD.J.4)** The shortest measurement is at  $\frac{0}{8}$  and the longest is at  $\frac{6}{8}$ . The difference is  $\frac{6}{8} - \frac{0}{8} = \frac{6}{8}$ .
- Choice A is correct.** **(4.NBT.E.4)** Subtract by place value: no regrouping needed. The answer is **44,444**.
- Choice C is correct.** **(4.NF.G.4)** On the number line, we make 3 jumps of  $\frac{2}{3}$  each, landing at 2. So  $3 \times \frac{2}{3} = \frac{6}{3} = 2$ . The answer is **2**.
- Choice B is correct.** **(4.MD.K.5A)** An angle always has exactly **2** rays that start at a common endpoint.
- Choice B is correct.** **(4.MD.K.6)** The ray points to the  $15^\circ$  mark. Since  $15^\circ$  is very close to  $0^\circ$  and less than  $90^\circ$ , this is a small acute angle. The answer is **15** degrees.
- The correct answer is 12, 15.** **(4.OA.B.4C)** Multiply by 3: Input 4 gives  $4 \times 3 = 12$ ; Input 5 gives  $5 \times 3 = 15$ . The outputs are **12, 15**.
- Choice C is correct.** **(4.OA.B.4C)** Divisibility rule for 10: the last digit must be exactly 0. Only 120 ends in 0, so  $120 \div 10 = 12$ . The others (55 ends in 5, 86 ends in 6, 135 ends in 5) don't end in 0, so 10 doesn't divide them evenly.
- The correct answer is 27.** **(4.MD.I.1)** Since 1 yard = 3 feet, multiply:  $9 \times 3 = 27$  feet.
- Choice D is correct.** **(4.OA.A.2)** Look at the picture: Ava's bar is split into 4 equal pieces, each the same length as Noah's bar. That's exactly what "4 times as many" means—so we multiply:  $Ava = 4 \times 4 = 16$  cards.
- Choice B is correct.** **(4.G.L.2)** Tick marks indicate which sides are equal. The two sides marked with the same tick marks are equal in length. The answer is **B**.
- Choice C is correct.** **(4.NF.G.3)** Combine thirds:  $1 + 2 = 3$  thirds total. That's  $\frac{3}{3}$ , which is exactly **1** whole.
- Choice B is correct.** **(4.G.L.3)** A butterfly is nature's perfect example of symmetry! The left and right wings mirror each other, so a vertical line down the middle is exactly a line of symmetry. The answer is **1** line of symmetry.
- Choice D is correct.** **(4.NBT.E.6)** Decompose:  $3 \times (800 + 7) = 2400 + 21 = \mathbf{2421}$ .
- Choice A is correct.** **(4.NF.G.3)** Option A shows two decompositions:  $\frac{2}{10} + \frac{6}{10}$  and  $\frac{4}{10} + \frac{4}{10}$ . Check:  $2 + 6 = 8$  and  $4 + 4 = 8$ . Both equal  $\frac{8}{10} \checkmark$ .
- The correct answer is B, D.** **(4.OA.A.3B)** Divide:  $125 \div 30 = 4$  remainder 5. Four buses fit only 120 students, so we round *up* to 5 buses (choice B is correct). The fifth bus carries the remainder—5 students (choice D is correct). Choice A undercounts; choice C is wrong because  $115 \div 30$  still needs 4 buses; choice E is wrong because  $3 \times 30 = 90$ , far fewer than 125.
- Choice B is correct.** **(4.NF.G.3)** The cake is divided into 2 equal halves, and both are eaten. That's the whole cake:  $\frac{2}{2}$ . As unit fractions:  $\frac{1}{2} + \frac{1}{2}$ .
- Choice D is correct.** **(4.NBT.E.6)** Divide:  $10 \div 7 = 1$  r3, bring down the 0 to get  $30 \div 7 = 4$  r2, bring down the 8 to get  $28 \div 7 = 4$ . The farmer fills **144** full baskets.
- Choice A is correct.** **(4.MD.K.5A)** The angle extends from  $0^\circ$  to  $40^\circ$ , giving us  **$40^\circ$** .
- Choice C is correct.** **(4.NF.G.4)** Step 1: Check each. Step 2:  $4 \times \frac{1}{6}$  should give  $\frac{4}{6}$ , not  $\frac{4}{12}$ . That's the wrong one!
- The correct answer is  $2\frac{3}{6}$ .** **(4.NF.G.3)** Since  $\frac{2}{6} < \frac{5}{6}$ , regroup:  $4\frac{2}{6} = 3\frac{8}{6}$ . Subtract the wholes:  $3 - 1 = 2$ . Subtract the fractions:  $\frac{8}{6} - \frac{5}{6} = \frac{3}{6}$ . The answer is  **$2\frac{3}{6}$** .
- Choice B is correct.** **(4.NF.H.5)** We can convert  $\frac{8}{10}$  to a fraction with denominator 100 by multiplying both parts by 10:  $\frac{8}{10} = \frac{80}{100}$ .
- Choice A is correct.** **(4.NF.G.4)** When we multiply a whole number by a unit fraction, we get that many copies of the unit fraction. So  $5 \times \frac{1}{12}$  means 5 copies of  $\frac{1}{12}$ , which is  $\frac{5}{12}$ .
- Choice A is correct.** **(4.MD.K.7)** The two ribbons meet at a vertex and form an angle. Add them:  $39^\circ + 51^\circ = \mathbf{90^\circ}$ .



## Hi, Hero!

◇ Once there was a Grade 4 student who took 6 practice tests. At first, the math was tricky. But this student kept showing up, kept trying, and kept learning. By the end, the student became a math hero. That hero is you! ◇

★ **Storytellers know:** every story has a hard middle. The hard middle is where heroes grow. You lived your hard middle. Your story ends with confidence! ★

### Your Hero Toolkit

- **Brave Heart:** You try hard problems.
- **Sharp Mind:** You think carefully before you act.
- **Steady Hand:** You write neatly and check.
- **Kind Spirit:** You are patient with yourself.

**Storyteller tip:** on test day, remember the hero you became. The chapters before today made you stronger. Now write your best chapter!

If you want to share something or ask a question, please email me at [jay@testinar.com](mailto:jay@testinar.com).

**Jay Daie**

Your Math Storyteller

# PRACTICE TODAY, SUCCEED TOMORROW!

This **Grade 4 Math Practice Tests** book is the perfect tool to help students strengthen their math skills, master important concepts, and build confidence for test success.

With 6 full-length practice tests, a variety of question types, and detailed answer explanations, students get the review and practice they need to improve accuracy, develop critical thinking, and achieve their best.

Ideal for classroom use, homework, test preparation, and extra practice at home.

## PERFECT FOR:

- ✓ Classroom Practice
- ✓ Homework & Review
- ✓ Independent Learning
- ✓ Test Preparation
- ✓ Skill Reinforcement
- ✓ Confidence Building

★ **CONFIDENCE IN MATH.  
SUCCESS FOR LIFE.**

## WHAT STUDENTS WILL GAIN



### Stronger Math Skills

Build a solid foundation through targeted practice and review.



### Better Problem Solving

Develop logical thinking and effective solution strategies.



### Test Confidence

Become familiar with test-style questions and formats.



### Track Progress

Measure growth across multiple practice tests.



### Master Key Concepts

Reinforce important skills aligned with grade-level standards.



### Prepare for Success

Build the confidence needed to do your best on test day.

## TOPICS COVERED

- ✓ Place Value & Number Sense
- ✓ Addition & Subtraction
- ✓ Multiplication & Division
- ✓ Fractions & Equivalent Fractions
- ✓ Decimals
- ✓ Geometry & Measurement
- ✓ Perimeter & Area
- ✓ Data, Graphs & Line Plots
- ✓ Patterns & Algebraic Thinking
- ✓ And More!



Visit [testinar.com/math4](https://testinar.com/math4)

for additional Grade 4 math resources and practice materials.

## MORE PRACTICE. GREATER RESULTS.

Give your child the tools needed to develop strong math skills, confidence, and a positive attitude toward learning.

**BUILT FOR LEARNING.  
DESIGNED FOR SUCCESS.**



Builds Confidence Through Practice



Strengthens Critical Thinking & Problem Solving



Encourages Independent Learning



Prepares Students for Test Day Success