

Missouri MAP

GRADE 6

MATH

PRACTICE TESTS

Standards Aligned Problem Solving
For Comprehensive Assessment Programs




5 PRINTED TESTS

- ✓ Full-Length Practice Tests
- ✓ Realistic Questions
- ✓ Answer Key & Explanations



+ 2 ONLINE TESTS

Use these two additional
online practice tests for
extra review after the
printed tests in this book.



PREPARE • PRACTICE • SUCCEED



5 Missouri MAP Grade 6 Math Practice Tests

Standards-Aligned Show-Me Math Proof for Missouri Assessment Program



Five complete 40-question Grade 6 practice rounds for MAP, built for show-me math proof with ratios, rational numbers, expressions, equations, geometry, statistics, answer keys, and clear explanations for every item.

Jay Daie and Reza Nazari



Copyright ©

Testinar Inc



Published by Testinar Inc

Testinar.com

All rights reserved. No part of this publication may be reproduced, distributed, or transmitted in any form or by any means, including photocopying, recording, or other electronic or mechanical methods, without the prior written permission of the author, except in the case of brief quotations embodied in critical reviews and certain other noncommercial uses permitted by copyright law, including Section 107 or 108 of the 1976 United States Copyright Act.

This publication is independently produced and has no official connection to any state, district, or national testing program.

Test names and organizational names used herein are the property of their respective trademark holders.



Copyright ©

Welcome, Missouri Math Explorer!

Eight focused rounds using show-me math proof

This book gives you five full Grade 6 practice tests for MAP. Each round uses river crossings, city blocks, and proof-ready thinking as a fresh mental backdrop while you read closely, choose a smart strategy, show your work, and check whether your answer makes sense.

Your Missouri Practice Promise

Show the reason, not just the answer: model, calculate, and confirm with the question.

Read

Plan

Check

How to Use This Book

A five-session routine for show-me math proof

1. **Preview the skills.** Scan the quick review pages before beginning the first round.
2. **Work in order.** Take one 40-question test at a time in a quiet place.
3. **Mark confidence.** Put a small star beside problems where your plan felt strong.
4. **Correct actively.** Retry missed items before reading the full explanation.
5. **Plan the next round.** Use the growth log to choose one habit and one skill to practice.

Missouri review rhythm: Use each test to gather evidence about strengths and the next skill to repair.



What Is Inside?

Eight MAP tests, 320 questions, and a full review path

Part	What You Will Practice
Tests 1–2	Foundation rounds for ratios, rational numbers, operations, and careful reading.
Tests 3–4	Skill-building rounds with expressions, equations, geometry, data, and problem models.
Test 5	Final stamina round for mixed review, neat work, and flexible strategy choices.
Answer Pages	Compact keys and explanations that show why each answer works.

The tests are mixed on purpose. Show-me math proof means recognizing the skill even when the next question changes topic, changes format, or asks for an explanation.



Scan me!
For more practice
& answers

Table of Contents

★ Practice Test 1	_____	13
★ Practice Test 2	_____	28
★ Practice Test 3	_____	42
★ Practice Test 4	_____	58
★ Practice Test 5	_____	75
Practice Test Answer Keys	_____	92
Practice Test Answers and Explanations	_____	96

6) The image shows counters arranged to show the ratio of blue to red.



3 blue, 2 red

Which statement describes this ratio correctly?

- A. For every 3 blue there is 1 red. C. For every 2 blue there are 3 red.
 B. For every 5 blue there are 2 red. D. For every 3 blue there are 2 red.
- 7) A store sells 8 notebooks for \$6.40. What is the unit price per notebook?
- A. \$0.50 per notebook C. \$0.80 per notebook
 B. \$0.70 per notebook D. \$1.00 per notebook
- 8) Class A has range 10 and Class B has range 15. By how much is Class B's range greater?

9) The ratio table shows the cost of different quantities of books.

Books	2	4	6
Cost	\$8	\$16	\$24

What is the unit price per book?

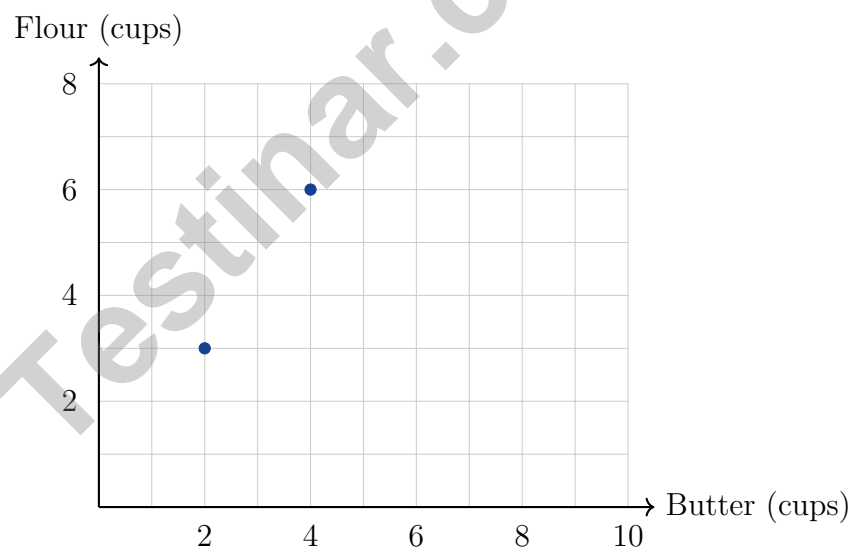
- A. \$2 per book C. \$6 per book
 B. \$4 per book D. \$8 per book



- 10) A craft store sells beads in bulk. The table shows the relationship between number of beads and cost:

Number of Beads	Cost (\$)
100	2.50
200	5.00
?	7.50

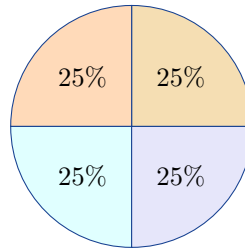
- A. 250 C. 350
 B. 300 D. 400
- 11) A bakery makes cookies using a 2:3 ratio of butter to flour (in cups). The graph has butter on the x-axis and flour on the y-axis. If a recipe uses 8 cups of butter, what is the y-coordinate of this point?



- A. 10 C. 12
 B. 11 D. 13



Scan me!
For more practice
& answers



5)

The circle graph shows equal portions of 120 total items. What is the measure of the central angle for each section?

 A. 45° C. 120° B. 75° D. 90°

6) The point $(4, 2)$ is reflected across the y -axis. What is the new x -coordinate?



Scan me!
For more practice
& answers

- 1) A graph shows the relationship between gallons of paint and square feet painted. The line passes through (2, 500) and (4, 1000).

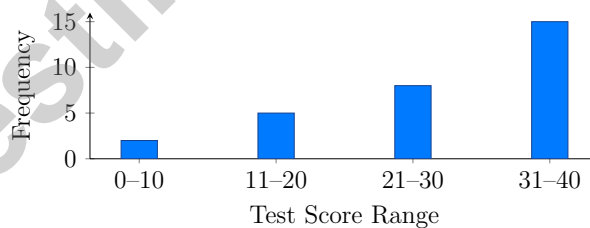
Do these points lie on the same proportional relationship? Why or why not?

- A. No, the ratios are different: $\frac{500}{2} \neq \frac{1000}{4}$
 C. No, because 1000 is not double 500
 B. Yes, the ratios are equal: $\frac{500}{2} = \frac{1000}{4} = 250$
 D. Yes, because the x-values are both even

- 2) A data set of movie ratings (out of 10) is: 5, 6, 7, 7, 8, 8, 9, 10. The mean is 7.5. What is the MAD?

- A. 1.25
 C. 2
 B. 1.5
 D. 7.5

- 3) A histogram shows the test scores for a class of 30 students, grouped into ranges. The bars show: 0–10 has height 2, 11–20 has height 5, 21–30 has height 8, and 31–40 has height 15. How many students scored between 21 and 30?



- A. 5 students
 C. 15 students
 B. 8 students
 D. 10 students




Scan me!
For more practice
& answers

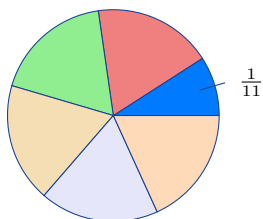
4) In a box plot, what percentage of data lies between Q_1 and Q_3 ?

- A. 25%
- B. 100%
- C. 75%
- D. 50%

5) Plant growth (cm) summary table. Type X: Min = 5, Max = 35, Mean = 20. Type Y: Min = 10, Max = 30, Mean = 18. Which statement is best supported?



- A. Type X has more variable growth.
 - B. Type Y is more uniform in growth.
 - C. Type X grows taller on average.
 - D. Type Y grows faster.
- 6) The mode is the value that appears most often. In a stem-and-leaf plot, the mode occurs in which stem if we see a repeated leaf?
- A. The stem with the most leaves
 - B. The largest stem
 - C. The smallest stem
 - D. The stem corresponding to the repeated leaf value



7) A movie theater has 550 patrons. The circle graph shows $\frac{1}{11}$ bought popcorn. How many bought popcorn?

- A. 50
- B. 40
- C. 60
- D. 70

Missouri MAP Practice Test Answer Keys

How to use this Missouri MAP answer section with a Grade 6 student:

1. check the answer first, then write one quick reason the choice is correct
2. mark questions to try again, especially the skills that feel connected to show-me math proof
3. rework the problem before reading the full explanation, using this reminder:
Show the reason, not just the answer: model, calculate, and confirm with the question.

A calm Missouri correction routine turns every missed item into useful practice. Use each test to gather evidence about strengths and the next skill to repair.



Missouri Practice Test Answers and Explanations

Review the five printed MAP tests with evidence-minded, steady, and ready to prove more habits.

Practice Test 1 Answers and Explanations

- 1) **Choice B is correct.** **(6.EE1.A.2)** $6^2 = 6 \times 6 = 36$. A square exponent (power of 2) means multiply the base by itself once.
- 2) **Choice D is correct.** **(6.RP.A.3)** Multiply: $6 \text{ cm} \times 0.5 \text{ m/cm} = 3 \text{ m}$.
- 3) **Choice C is correct.** **(6.DSP.A.1)** Decrease is 12% of $500 = 0.12 \times 500 = 60$. Remaining is $500 - 60 = 440$ ants.
- 4) **Choice D is correct.** **(6.EE1.B.6)** Year 2 savings: $\$500 + 20\% \text{ of } \$500 = \$500 + \$100 = \$600$.
- 5) **Choice D is correct.** **(6.RP.A.1)** A helpful way to check is to simplify. Divide both parts of $5 : 15$ by 5: $\frac{5}{5} : \frac{15}{5} = 1 : 3$.
- 6) **Choice D is correct.** **(6.EE1.A.3)** Count the counters in the order named: 3 blue and 2 red. That gives $3 : 2$, so the matching language is “for every 3 blue there are 2 red.”
- 7) **Choice C is correct.** **(6.RP.A.1)** Divide total cost by number of notebooks: $6.40 \div 8 = 0.80$ dollars per notebook.
- 8) **The correct answer is 5.** **(6.DSP.B.5)** Subtract the ranges: $15 - 10 = 5$.
- 9) **Choice B is correct.** **(6.RP.A.2)** From any column: $\$8 \div 2 = \4 per book. All columns confirm this unit rate.
- 10) **Choice B is correct.** **(6.DSP.A.3)** The rate is $100 : 2.50$ or $40 : 1$. For $\$7.50$: $7.50 \times 40 = 300$ beads.
- 11) **Choice C is correct.** **(6.GM.A.3)** The ratio is butter:flour = 2:3. If butter = 8, the scale factor is $8 \div 2 = 4$. So flour = $3 \times 4 = 12$ cups. The point is (8, 12).
- 12) **The correct answer is 5.** **(6.DSP.B.4)** Fewer than 110 pages: 102, 105, 108, so 3 students. At least 110 pages: 110, 113, 116, 119, 121, 124, 127, 128, so 8 students. The difference is $8 - 3 = 5$.
- 13) **Choice A is correct.** **(6.RP.A.2)** Convert to the same form: $\frac{7}{10} = 70\%$. Since $70\% > 65\%$, the fraction is greater.
- 14) **Choice C is correct.** **(6.RP.A.2)** Unit rate: $2 \div 4 = 0.5$ cups per serving. For 10 servings: $0.5 \times 10 = 5$ cups.
- 15) **Choice C is correct.** **(6.NS.B.3)** Multiply: $80 \times 3 = 240$ feet.
- 16) **Choice B is correct.** **(6.EE1.B.6)** Account 1: $I = \$500 \times 0.03 \times 3 = \45 . Account 2: $I = \$500 \times 0.04 \times 2 = \40 . Difference: $\$45 - \$40 = \$5$, with Account 1 earning more.
- 17) **Choice C is correct.** **(6.EE1.B.7)** For $y = \frac{2}{3}x$, when $x = 6$, $y = \frac{2}{3}(6) = 4$, so (6, 4) is on the line. The other points do not satisfy the equation: (2, 4) would need $y = \frac{4}{3}$, (3, 3) would need $y = 2$, and (6, 9) would need $y = 4$.
- 18) **Choice A is correct.** **(6.NS.B.3)** $2 \times \frac{5}{2} = \frac{10}{2} = 5$.
- 19) **The correct answer is 108.** **(6.NS.A.1)** 14.4% of 750 is $0.144 \times 750 = 108$ pastries.
- 20) **Choice C is correct.** **(6.NS.B.2)** $5,280 \div 16 = 330$. Verify: $16 \times 330 = 5,280$.
- 21) **Choice B is correct.** **(6.NS.B.3)** Work left to right: $8.9 - 3.4 = 5.5$, then $5.5 - 1.2 = 4.3$.
- 22) **The correct answer is The median divides the box into two 25% regions, and the upper whisker holds the top 25%.** **(6.EE1.C.9)** B is correct: the median line splits the box so each half represents 25% of the middle 50% (thus 25% each). D is correct: the upper whisker extends from Q_3 to the max, representing the top 25%. A is wrong (lower whisker is bottom 25%, not 50%). C is incorrect (75% of data is at or below Q_3 , not above it). E is false (IQR is $Q_3 - Q_1$, not the range).
- 23) **Choice B is correct.** **(6.NS.B.4)** Factors of 18: 1, 2, 3, 6, 9, 18. Factors of 27: 1, 3, 9, 27. Factors of 45: 1, 3, 5, 9, 15, 45. Common to all three: 1, 3, 9. GCF is 9.
- 24) **Choice B is correct.** **(6.NS.B.4)** GCF of 27 and 18 is 9. So $27 + 18 = 9(3 + 2)$. Choice A uses 3 (not the greatest common factor); Choice C includes decimals; Choice D equals 54, not 45.
- 25) **Choice C is correct.** **(6.NS.C.7)** From -6 to 6 is $6 - (-6) = 6 + 6 = 12$ units apart.
- 26) **Choice D is correct.** **(6.NS.C.7)** The decimal $0.75 = \frac{75}{100} = \frac{3}{4}$, so $-0.75 = -\frac{3}{4}$.
- 27) **Choice D is correct.** **(6.NS.C.7)** P is at -1 and Q is at 2 . Since $-1 < 2$, point P is less than point Q .



Inventor's Workshop Note

Hi, Math Inventor!

◇ 5 practice tests. 5 chances to invent new ways to think. You tried things. You changed them. You made your math brain stronger! ◇

★ **Inventors know:** the first try isn't always the best try. Sometimes you fix it. Sometimes you start over. You did all of that! ★

Inventor's Workshop

- **Sketch Pad:** Full of ideas!
- **Toolbox:** Lots of math strategies.
- **Workbench:** Neat and organized.
- **Brave Mind:** You try new things.

Inventor tip: on test day, if your first try doesn't work, switch tools. Inventors don't get stuck on one tool. Pick the right one for the job!

If you want to share something or ask a question, please email me at jay@testinar.com.

Jay Daie

Your Math Inventor

PRACTICE MORE. ACHIEVE MORE.

This book provides **5 full-length Math practice tests** designed to help Grade 6 students strengthen their skills, build confidence, and excel on standardized assessments.

Each test is carefully crafted to reflect the latest standards and covers a wide range of math topics with realistic questions and detailed answer explanations.



BUILD CONFIDENCE

Practice builds familiarity and reduces test anxiety.



IMPROVE ACCURACY

Sharpen skills and avoid common mistakes.



ACHIEVE SUCCESS

Consistent practice leads to greater results.

WHAT'S INSIDE?



5 Full-Length Practice Tests

Realistic tests designed to mirror actual exam conditions.



Realistic Questions

A variety of question types to strengthen problem-solving skills.



Answer Keys & Explanations

Detailed solutions to help students learn and improve.



Performance Tracking

Track progress and identify areas that need improvement.



Comprehensive Coverage

All essential topics aligned with Grade 6 math standards.



VISIT [TESTINAR.COM/MATH6](https://www.testinar.com/math6)

FOR MORE PRACTICE TESTS AND LEARNING RESOURCES



PRACTICE
REGULARLY



STAY
FOCUSED



SOLVE
CONFIDENTLY



SUCCEED
BRIGHTLY

PREPARE TODAY. **SUCCEED TOMORROW!**