Florida FAST

GRADE 6

MATH

PRACTICE TESTS

Standards Aligned Problem Solving
For Comprehensive Assessment Programs

5 PRINTED TESTS

- Full-Length Practice Tests
- Realistic Questions
- Answer Key & Explanations

+ 2 ONLINE TESTS

Use these two additional online practice tests for extra review after the printed tests in this book.

PREPARE • PRACTICE • SUCCEED

5 Florida FAST Grade 6 Math Practice Tests

Standards-Aligned Sun-Bright Test Stamina for Florida Assessment of Student Thinking

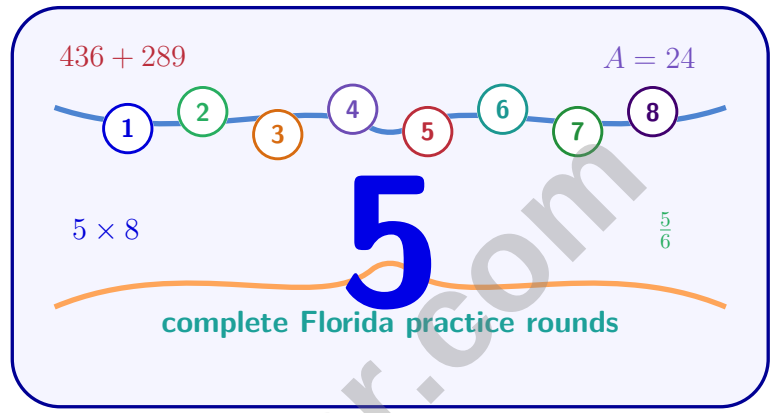

Five complete 40-question Grade 6 practice rounds for FAST, built for sun-bright test stamina with ratios, rational numbers, expressions, equations, geometry, statistics, answer keys, and clear explanations for every item.

Testinar.com

Jay Daie and Reza Nazari

Copyrighted Material

Copyright ©

Testinar Inc

Published by Testinar Inc

Testinar.com

All rights reserved. No part of this publication may be reproduced, distributed, or transmitted in any form or by any means, including photocopying, recording, or other electronic or mechanical methods, without the prior written permission of the author, except in the case of brief quotations embodied in critical reviews and certain other noncommercial uses permitted by copyright law, including Section 107 or 108 of the 1976 United States Copyright Act.

Testinar.com

This publication is independently produced and has no official connection to any state, district, or national testing program.

Test names and organizational names used herein are the property of their respective trademark holders.

Copyright ©

Copyrighted Material

Welcome, Florida Math Explorer!

Eight focused rounds using sun-bright test stamina

This book gives you five full Grade 6 practice tests for FAST. Each round uses coastal maps, warm light, and quick but careful checks as a fresh mental backdrop while you read closely, choose a smart strategy, show your work, and check whether your answer makes sense.

Your Florida Practice Promise

Stay bright and steady: read the whole question, model the math, and verify before choosing.

Testinar.com

Read Plan Check

How to Use This Book

A five-session routine for sun-bright test stamina

1. **Preview the skills.** Scan the quick review pages before beginning the first round.
2. **Mark confidence.** Put a small star beside problems where your plan felt strong.
3. **Work in order.** Take one 40-question test at a time in a quiet place.
4. **Plan the next round.** Use the growth log to choose one habit and one skill to practice.
5. **Correct actively.** Retry missed items before reading the full explanation.

Florida review rhythm: Practice, review, and return with one sharper habit for the next FAST-style round.

Testinar.com

Scan me!
For more practice & answers

What Is Inside?

Eight FAST tests, 320 questions, and a full review path

Part	What You Will Practice
Tests 1–2	Foundation rounds for ratios, rational numbers, operations, and careful reading.
Tests 3–4	Skill-building rounds with expressions, equations, geometry, data, and problem models.
Test 5	Final stamina round for mixed review, neat work, and flexible strategy choices.
Answer Pages	Compact keys and explanations that show why each answer works.

The tests are mixed on purpose. Sun-bright test stamina means recognizing the skill even when the next question changes topic, changes format, or asks for an explanation.

Testinar.com

Table of Contents

★ Practice Test 1 ____ 13
★ Practice Test 2 ____ 27
★ Practice Test 3 ____ 42
★ Practice Test 4 ____ 57
★ Practice Test 5 ____ 71
Practice Test Answer Keys ____ 89
Practice Test Answers and Explanations ____ 93

Testinar.com

1) Divide: $18.4 \div 4$

☐ A. 4.6
☐ B. 46
☐ C. 4.06
☐ D. 14.4

2) Paint coverage: One can of paint covers $\frac{2}{3}$ of a wall. How much of a can is needed to paint exactly $\frac{1}{2}$ of that wall?

☐ A. $\frac{1}{4}$ can
☐ B. $\frac{3}{4}$ can
☐ C. $1\frac{1}{4}$ cans
☐ D. $1\frac{1}{2}$ cans

3) Store A sells 8 oranges for \$2. Store B sells 12 oranges for \$3. Which store offers the better price per orange?

☐ A. Store A
☐ B. Store B
☐ C. Both are the same
☐ D. Cannot be determined

4) A student calculated the distance between $(3, -2)$ and $(7, -2)$ and got $3 - 7 = -4$ units. What error did the student make?

☐ A. The student forgot to use absolute value
☐ B. The student subtracted the y-coordinates instead of the x-coordinates
☐ C. The student used the wrong formula
☐ D. The student identified the wrong pair of points

Testinar.com

5) Which sequence shows integers in order from least to greatest?

☐ A. $-8, -3, 0, 5, 12$
☐ B. $12, 5, 0, -3, -8$
☐ C. $-3, -8, 0, 5, 12$
☐ D. $0, -3, -8, 5, 12$

6) A student guesses randomly on a 4-choice multiple choice question. What is the probability that the student's answer is correct? Express your answer as a decimal.

7) A sports team's record shows wins and losses in the ratio $4 : 1$. If the team has 4 losses, how many wins does it have?

☐ A. 1 win
☐ B. 4 wins
☐ C. 5 wins
☐ D. 16 wins

8) In a school cafeteria, chocolate milk is mixed in a $2 : 3$ ratio of chocolate syrup to milk. If 45 fluid ounces of milk are used, how much chocolate syrup is needed?

☐ A. 30 fl oz
☐ B. 20 fl oz
☐ C. 24 fl oz
☐ D. 60 fl oz

9) A store sells 8 notebooks for \$6.40. What is the unit price per notebook?

☐ A. \$0.50 per notebook
☐ B. \$0.70 per notebook
☐ C. \$0.80 per notebook
☐ D. \$1.00 per notebook

Testinar.com

Scan me!
For more practice & answers

10) A recipe makes 24 servings and uses 6 cups of milk. How much milk per serving?

☐ A. 0.25 cups
☐ B. 0.5 cups
☐ C. 1 cup
☐ D. 4 cups

11) A sports team has players on offense and defense in a 11 : 6 ratio. If the team has 22 offensive players, how many defensive players does it have?

Offensive Players	Defensive Players
11	6
22	?

☐ A. 10
☐ B. 12
☐ C. 14
☐ D. 16

12) A graph shows the cost of apples. The line passes through the origin and the point $(5, 2.50)$.
Which is the equation of the line?

☐ A. $y = 0.25x$
☐ B. $y = 5x$
☐ C. $y = 2.5x$
☐ D. $y = 0.5x$

13) A student records 6 quiz scores: $67, 71, 74, 68, 75, 72$. When arranged in a stem-and-leaf plot, what is the median quiz score?

Testinar.com

1) 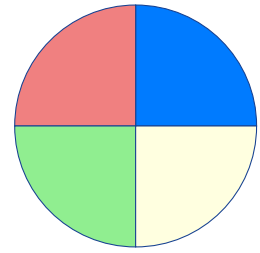

If a circle graph is divided into 4 equal sections, how many degrees is each central angle?

- ☐ A. 90°
- ☐ B. 72°
- ☐ C. 60°
- ☐ D. 120°

2) A histogram of test scores is skewed right. Which is most likely true?

- ☐ A. The mean is much less than the median.
- ☐ B. The mean equals the median.
- ☐ C. The mean is much greater than the median.
- ☐ D. The mode equals the mean.

3) A spinner has 6 equal sections numbered $1, 2, 3, 4, 5, 6$. What is the probability of spinning an odd number?

- ☐ A. $\frac{1}{6}$
- ☐ B. $\frac{1}{3}$
- ☐ C. $\frac{1}{2}$
- ☐ D. $\frac{2}{3}$

4) Create a stem-and-leaf plot from the data: $34, 38, 42, 45, 41, 39, 44$. Which statement is true?

- ☐ A. Stem 3 has 2 leaves
- ☐ B. Stem 4 has 3 leaves
- ☐ C. The minimum is 34
- ☐ D. All of the above

Testinar.com

5) Why might a data analyst choose a line graph over a bar graph to display monthly sales data across a year?

- ☐ A. To show parts of a whole more clearly
- ☐ B. To display categorical information better
- ☐ C. To reduce the amount of ink used in printing
- ☐ D. To emphasize the trend and flow over time

6) Evaluate: $1\frac{1}{3} \div \frac{2}{5}$

- ☐ A. $\frac{10}{11}$
- ☐ B. $\frac{8}{15}$
- ☐ C. $3\frac{1}{3}$
- ☐ D. $2\frac{1}{4}$

7) Compute: $(-4) \times (-9) \div 6$.

8) A trapezoid has an area of 48 m^2 and a height of 6 m. One base is 5 m long. What is the length of the other base?

- ☐ A. 5 m
- ☐ B. 8 m
- ☐ C. 11 m
- ☐ D. 16 m

9) Which pairs a question with the correct type?

- ☐ A. "How many days are in February?" (Statistical)
- ☐ B. "What is the price of apples?" (Non-statistical)
- ☐ C. "What are the weights of puppies in a litter?" (Statistical)
- ☐ D. "What colors are the backpacks in class?" (Non-statistical)

Testinar.com

Scan me! For more practice & answers

1) Which ordered pair is in Quadrant II?

☐ A. $(7, -2)$
☐ B. $(-3, 5)$
☐ C. $(4, 6)$
☐ D. $(-5, -4)$

2) A dot plot shows the number of songs each student downloaded: $8, 9, 9, 10, 10, 10, 11, 12, 12, 12, 12$. What is the range of this data?



☐ A. 2
☐ B. 3
☐ C. 4
☐ D. 5

3) A box plot shows: min $= 12$, $Q_1 = 18$, median $= 24$, $Q_3 = 30$, max $= 42$. What is the IQR?

☐ A. 6
☐ B. 30
☐ C. 18
☐ D. 12

4) A histogram displays test scores with a bell-shaped (normal) distribution. Where is the mean approximately located?

☐ A. At the left edge
☐ B. At the center (peak)
☐ C. At the right edge
☐ D. Outside the data range

Testinar.com

5)

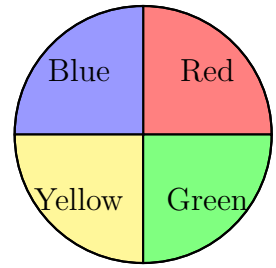

The spinner above is spun. Which probability is impossible?

- ☐ A. $P(\text{Red}) = 0.25$
- ☐ B. $P(\text{Blue}) = 0.25$
- ☐ C. $P(\text{Purple}) = 0.25$
- ☐ D. $P(\text{Yellow}) = 0.25$

6) A stem-and-leaf plot shows daily temperatures (in °F) recorded during winter:

Stem	Leaf
3	2, 5, 9
4	1, 4, 6, 8
5	0, 3, 7

How many temperatures are recorded?

- ☐ A. 7
- ☐ B. 8
- ☐ C. 10
- ☐ D. 11

7) Maria surveyed her class about favorite sports: soccer, basketball, baseball, and tennis. The results were: soccer 12, basketball 8, baseball 7, tennis 3.
What is the PRIMARY purpose of using a bar graph to display this data?

- ☐ A. To compare counts across different categories
- ☐ B. To show how the data changes over time
- ☐ C. To display parts of a whole
- ☐ D. To reveal the median and quartiles

Testinar.com

Florida FAST Practice Test Answer Keys

How to use this Florida FAST answer section with a Grade 6 student:

1. check the answer first, then write one quick reason the choice is correct
2. mark questions to try again, especially the skills that feel connected to sun-bright test stamina
3. rework the problem before reading the full explanation, using this reminder: Stay bright and steady: read the whole question, model the math, and verify before choosing.

A calm Florida correction routine turns every missed item into useful practice. Practice, review, and return with one sharper habit for the next FAST-style round.

Testinar.com

Florida Practice Test Answers and Explanations

Review the five printed FAST tests with alert, steady, and ready to keep moving habits.

Practice Test 1 Answers and Explanations

1) **Choice A is correct.** MA.6.NSO.2.1 Sharing 18.4 across four equal groups yields 4.6. Multiply back cheerfully: $4 \times 4.6 = 18.4$ feels just right.
2) **Choice B is correct.** MA.6.NSO.2.2 If 1 can covers $\frac{2}{3}$ wall, then to cover $\frac{1}{2}$ wall we need $\frac{1}{2} \div \frac{2}{3} = \frac{1}{2} \times \frac{3}{2} = \frac{3}{4}$ can.
3) **Choice C is correct.** MA.6.AR.3.2 Store A: $2 \div 8 = 0.25$ per orange. Store B: $3 \div 12 = 0.25$ per orange. Same unit rate.
4) **Choice A is correct.** MA.6.GR.1.2 Correct: $|3-7| = |-4| = 4$ units. Distance is always positive; must use absolute value.
5) **Choice A is correct.** MA.6.AR.2.2 Integers increase from left to right on a number line. $-8 < -3 < 0 < 5 < 12$.
6) **The correct answer is** 0.25. MA.6.NSO.3.5 One correct choice out of 4 possible choices. Probability $= \frac{1}{4} = 0.25$.
7) **Choice D is correct.** MA.6.AR.3.4 The 1 loss part stands for 4 losses, so each ratio part is worth 4. Wins are 4 parts, and $4 \times 4 = 16$ wins.
8) **Choice A is correct.** MA.6.AR.1.1 Milk is the 3-part amount. Since $45 \div 3 = 15$, each part is 15 fl oz, and chocolate syrup is 2 parts: $2 \times 15 = 30$ fl oz.
9) **Choice C is correct.** MA.6.AR.3.2 Divide total cost by number of notebooks: $6.40 \div 8 = 0.80$ dollars per notebook.
10) **Choice A is correct.** MA.6.AR.3.5 $6 \div 24 = 0.25$ cups per serving.
11) **Choice B is correct.** MA.6.NSO.4.2 The ratio is $11:6$. When offensive is 22 (multiply by 2), defensive is $6 \times 2 = 12$.
12) **Choice D is correct.** MA.6.GR.1.1 The slope (unit rate) is $\frac{2.50}{5} = 0.5$. Since the line passes through the origin, the equation is $y = 0.5x$.
13) **The correct answer is** 71.5. MA.6.DP.1.6 In order: $67, 68, 71, 72, 74, 75$. With 6 values, the median is the average of the 3rd and 4th values: $(71+72)/2 = 71.5$.
14) **Choice C is correct.** MA.6.AR.3.3 $\frac{9}{10} = \frac{90}{100} = 90\%$.
15) **Choice D is correct.** MA.6.AR.3.3 Increase is $84 - 70 = 14$. Percent increase is $\frac{14}{70} = 0.20 = 20\%$.
16) **Choice D is correct.** MA.6.AR.2.3 Multiply: $120 \times 3 = 360$ feet.
17) **Choice D is correct.** MA.6.NSO.4.2 To find a percentage discount, multiply the original price by the decimal form of the percentage: $\$120 \times 0.30 = \$36$ discount.
18) **Choice B is correct.** MA.6.AR.3.4 For a proportional relationship, the ratio cost/people must be constant: $5/1 = 10/2 = 5$. There is no one-time starting fee; each person simply adds another \$5 to the total.
19) **The correct answer is IQR and middle 50%..** MA.6.DP.1.5 (A) IQR $= Q3 - Q1 = 45 - 20 = 25$. (D) By definition, the middle 50% of data falls between Q1 and Q3. (B) is false because the box plot is not definitely symmetric. (C) is false because the range is $80 - 10 = 70$, not 75. (E) is false because $30 - 20 = 10$ while $45 - 30 = 15$, showing asymmetry.
20) **Choice C is correct.** MA.6.AR.3.2 One year has 12 months: $\$50 \times 12 = \$600$.
21) **Choice D is correct.** MA.6.AR.3.5 Actual side: $2.5 \times 8 = 20$ feet. Area: $20 \times 20 = 400$ sq ft.
22) **Choice B is correct.** MA.6.NSO.3.1 $56 = 8 \times 7 = (2 \times 2 \times 2) \times 7 = 2^3 \times 7$. Options A, C, and D contain composite factors.
23) **Choice B is correct.** MA.6.NSO.3.2 A adds to 47 vs 48 on the expanded side—close call but not equal. B matches term by term $(18 + 42)$. C wrongly lists $27 + 10$ instead of $27 + 15$, and D shortchanges 2×6.
24) **Choice B is correct.** MA.6.NSO.1.2 Below sea level is represented by a negative integer. A depth of 25 meters below sea level is -25 meters.
25) **Choice A is correct.** MA.6.NSO.1.3 Zero is its own opposite. $0 = -0$.
26) **Choice C is correct.** MA.6.NSO.1.2 Distance $= \frac{3}{4} - (-\frac{1}{4}) = \frac{3}{4} + \frac{1}{4} = \frac{4}{4} = 1$.

Testinar.com

Author's Note

Mountain Guide's Note

Hi, Strong Climber!

◇ You climbed all 5 tests. One step at a time. That takes patience and grit. The view from the top is amazing because you earned it! ◇

⋆ **Mountain guides say:** steady steps win the climb. You climbed steady. You stayed strong. ⋆

Climber's Skills

- **Strong Steps:** You move forward, problem by problem.
- **Steady Pace:** You don't rush. You don't stop.
- **Map Skills:** You read questions carefully.
- **Top of the Mountain:** You can finish a long test.

Guide's tip: on test day, take small breaths between problems. One foot, then the next. You'll reach the top!

If you want to share something or ask a question, please email me at jay@testinar.com.

Jay Daie

Your Math Trail Guide

Testinar.com

PRACTICE MORE. ACHIEVE MORE.

This book provides **5 full-length Math practice tests** designed to help Grade 6 students strengthen their skills, build confidence, and excel on standardized assessments.

Each test is carefully crafted to reflect the latest standards and covers a wide range of math topics with realistic questions and detailed answer explanations.

BUILD CONFIDENCE
Practice builds familiarity and reduces test anxiety.

IMPROVE ACCURACY
Sharpen skills and avoid common mistakes.

ACHIEVE SUCCESS
Consistent practice leads to greater results.

WHAT'S INSIDE?

5 Full-Length Practice Tests
Realistic tests designed to mirror actual exam conditions.

Realistic Questions
A variety of question types to strengthen problem-solving skills.

Answer Keys & Explanations
Detailed solutions to help students learn and improve.

Performance Tracking
Track progress and identify areas that need improvement.

Comprehensive Coverage
All essential topics aligned with Grade 6 math standards.

VISIT TESTINAR.COM/MATH6
FOR MORE PRACTICE TESTS AND LEARNING RESOURCES

PRACTICE REGULARLY | STAY FOCUSED | SOLVE CONFIDENTLY | SUCCEED BRIGHTLY

PREPARE TODAY. SUCCEED TOMORROW!