

4

Illinois

IAR



GRADE 4

MATH

PRACTICE TESTS



5 FULL-LENGTH
PRACTICE TESTS



STANDARDS-ALIGNED
REVIEW



MIXED PRACTICE
QUESTIONS



ANSWER KEY
INCLUDED




Standards-Aligned Review with
Mixed Practice and Answer Key



$$4 \times 7 = 28$$

$$36 \div 9 = 4$$



4 Illinois IAR Grade 4 Math Practice Tests

Standards-Aligned Review with Mixed Practice and Answer Key



Four focused 30-question missions for Grade 4 math: number facts, fractions, measurement, data, area, shapes, answer keys, and clear explanations for every item.

Jay Daie and Reza Nazari



Copyright ©

Testinar Inc



Published by Testinar Inc

Testinar.com

All rights reserved. No part of this publication may be reproduced, distributed, or transmitted in any form or by any means, including photocopying, recording, or other electronic or mechanical methods, without the prior written permission of the author, except in the case of brief quotations embodied in critical reviews and certain other noncommercial uses permitted by copyright law, including Section 107 or 108 of the 1976 United States Copyright Act.

This publication is independently produced and has no official connection to any state, district, or national testing program.

Test names and organizational names used herein are the property of their respective trademark holders.



Copyright ©

Welcome, Illinois Math Explorer!

Four steady rounds on the Prairie State math route

This book gives you four full Grade 4 practice tests for IAR. Each round uses prairie roads, skyline views, and strong number sense to keep practice memorable while you read carefully, choose a strategy, show work, and check the answer.

Illinois Practice Promise

I will slow down for the question, circle what matters, solve one step at a time, and use mistakes as clues for getting stronger.

Read

Plan

Check

How to Use This Book

A ten-session routine for Illinois IAR review

1. **Preview the skills.** Read the quick review pages before the first test.
2. **Take one test at a time.** Treat each round like a stop on the Prairie State math route.
3. **Mark your confidence.** Put a small star beside problems you solved with a strong plan.
4. **Check, then retry.** For missed questions, try the problem again before reading the explanation.
5. **Track your next move.** Use the growth log to name one habit and one skill for the next test.

Good rhythm: Test one day, correct carefully the next day, then return for the next round when your corrections feel clear.



What Is Inside?

Four tests, 120 questions, and a full IAR review path

Part	What You Will Practice
Tests 1–3	Warm-up rounds for reading carefully, choosing operations, and using models.
Tests 2–4	Skill-building rounds with fractions, measurement, area, data, and two-step problems.
Tests 2–4	Stamina rounds for mixed review, neat work, and flexible strategies.
Answer Pages	Compact keys and explanations that show why each answer works.

The tests are mixed on purpose. Real test readiness means recognizing the skill even when the next question changes topic.



Scan me!
For more practice
& answers

Table of Contents

★ Practice Test 1	_____	15
★ Practice Test 2	_____	26
★ Practice Test 3	_____	39
★ Practice Test 4	_____	50
Practice Test Answer Keys	_____	60
Practice Test Answers and Explanations	_____	63

1) Which block letter diagram has exactly one line of symmetry?

A. **F**
 B. **L**

C. **I**
 D. **Z**

2) Write 0.7 in hundredths.

3) Two smaller angles are combined to form a larger angle. The smaller angles measure 22° and 58° . What is the measure of the larger angle?

A. 80°
 B. 36°

C. 58°
 D. 90°

4) When placing a protractor on an angle, the vertex should be at:

A. The 0-degree mark
 B. The center point of the protractor
 C. The top of the protractor

D. Either the 0-mark or the center;
they are the same

5) What is $9,000 - 4,256$?

A. 4,744
 B. 5,244

C. 4,244
 D. 5,744



Scan me!
For more practice
& answers

6)



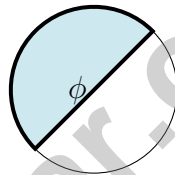
This bar shows $\frac{3}{4}$ yard of ribbon shaded. If you take 2 ribbons like this, how many yards of ribbon do you have?

- A. $\frac{6}{4}$ yards (or $1\frac{1}{2}$ yards) C. $\frac{5}{4}$ yards
 B. $\frac{3}{4}$ yard D. $\frac{2}{4}$ yard

7) Convert $4\frac{2}{3}$ to an improper fraction.

- A. $\frac{14}{3}$ C. $\frac{10}{3}$
 B. $\frac{12}{3}$ D. $\frac{15}{3}$

8)



The shaded region in the circle shows angle ϕ . Which fraction describes this angle?

- A. $\frac{1}{2}$ of the circle C. $\frac{1}{4}$ of the circle
 B. $\frac{1}{3}$ of the circle D. $\frac{2}{3}$ of the circle

9) Liam collected 40 pennies. Liam collected 5 times as many pennies as his friend. How many pennies did his friend collect?

- A. 45 C. 35
 B. 20 D. 8



10) Write $2 \times \frac{1}{3}$ as a fraction.

A. $\frac{1}{6}$

B. $\frac{2}{3}$

C. $\frac{2}{1}$

D. $\frac{3}{2}$

11) What is $\frac{4}{10} + \frac{5}{10}$?

A. $\frac{9}{20}$

B. $\frac{9}{10}$

C. $\frac{1}{10}$

D. $1\frac{0}{10}$

12) Which list is ordered correctly from least to greatest?

A. 0.7, 0.67, 0.77, 0.6

B. 0.6, 0.67, 0.7, 0.77

C. 0.77, 0.7, 0.67, 0.6

D. 0.67, 0.6, 0.7, 0.77

13) A container has a mass of 5 kg. If Isabella adds $2\frac{1}{2}$ kg of apples and $1\frac{1}{2}$ kg of oranges, what is the total mass?

A. 7 kg

B. 8 kg

C. 9 kg

D. 10 kg

14) Select the **TWO** correct answers.

Which models show $3 \times \frac{1}{5}$?

 A. Three fraction bars, each showing $\frac{1}{5}$ shaded B. A number line with three hops of $\frac{1}{4}$ C. A number line with hops of $\frac{1}{5}$ landing at $\frac{3}{5}$ D. A bar divided into 5 parts with 1 shaded E. A fraction circle with one wedge of $\frac{1}{5}$ 

Scan me!
For more practice
& answers

1) An angle is formed by two rays. If the angle measures 165° and one part is 92° , what is the measure of the other part?

A. 73°

C. 92°

B. 257°

D. 100°

2) Ava's garden is a rectangle. It is 18 feet long and 12 feet wide. She wants to put a fence around it. How many feet of fencing does she need?

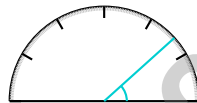
A. 30 ft

C. 216 ft

B. 60 ft

D. 120 ft

3)



What is the measure of the angle shown?

A. 42 degrees

C. 40 degrees

B. 48 degrees

D. 45 degrees

4) Which statement correctly describes how to classify a triangle?

A. By looking only at the number of sides

C. By counting the number of vertices

B. By looking at angle measures or side lengths

D. By measuring the perimeter



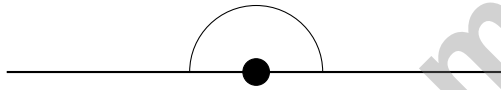
1) In the number 4,567, what is the value of the digit 4?

- A. 4 C. 400
 B. 40 D. 4,000

2) Subtract: $32,105 - 14,237 = ?$

- A. 17,868 C. 17,668
 B. 18,868 D. 17,968

3)

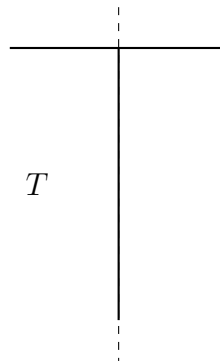


The angle shown above is:

- A. an acute angle C. an obtuse angle
 B. a right angle D. a straight angle
- 4) A pattern follows the rule “add 3.” If the second term is 10, what is the first term?
- A. 6 C. 13
 B. 15 D. 7
- 5) A quadrilateral has two pairs of parallel sides and four right angles, but the sides are not all equal. What is it?
- A. Square C. Rhombus
 B. Rectangle D. Trapezoid



6) Look at the letter T with a dashed line shown. Is this a line of symmetry?



- A. No, it is not symmetric
- B. Yes, this is a line of symmetry
- C. Only the right half is symmetric
- D. The line is in the wrong place
- 7) A flower bed had $\frac{8}{12}$ of its space planted with roses. $\frac{3}{12}$ of the space was planted with tulips. How much of the flower bed was planted with roses or tulips?
- A. $\frac{5}{12}$
- B. $\frac{11}{12}$
- C. $\frac{11}{24}$
- D. $\frac{10}{12}$
- 8) Greyson collects 8 baseball cards. His friend collects 4 times as many. How many cards does his friend collect?
- A. 12
- B. 2
- C. 4
- D. 32
- 9) Ava ate $\frac{6}{8}$ of a pizza. How many eighths is that?
- A. 2
- B. 6
- C. 8
- D. 14



Scan me!
For more practice
& answers

Practice Test Answer Keys

How to use this section with a Grade 4 student:

1. check the answer first
2. mark questions to try again
3. rework the problem before reading the full explanation

A calm correction routine turns every missed item into useful practice.

Testinar.com



Practice Test Answers and Explanations

Practice Test 1 Answers and Explanations

- Choice C is correct.** (4.G.A.3) The block letter T has one vertical line of symmetry down the center. The left and right halves match, but the top and bottom halves do not. The answer is choice C.
- The correct answer is 0.70.** (4.NF.C.5) Use the equivalence: 7 tenths = 70 hundredths (because each tenth contains 10 hundredths). So $0.7 = 0.70$. The trailing zero doesn't change the value—it just shows the same amount in hundredths. ✓
- Choice A is correct.** (4.MD.C.7) When smaller angles combine, they add to form the larger angle: $22^\circ + 58^\circ = 80^\circ$.
- Choice B is correct.** (4.MD.C.6) The vertex is the point where the two rays of an angle meet. This point must be placed at the center point (the small dot or mark) of your protractor so that all measurements are accurate. The answer is the center point.
- Choice A is correct.** (4.NBT.B.4) Since we're subtracting from 9,000, we must regroup across the zeros to subtract in each place. The answer is 4,744.
- Choice A is correct.** (4.NF.B.4) The bar shows that one ribbon is $\frac{3}{4}$ yard. With 2 ribbons like this, we get $2 \times \frac{3}{4} = \frac{6}{4} = 1\frac{1}{2}$ yards.
- Choice A is correct.** (4.NF.B.3) Multiply the whole by the denominator: $4 \times 3 = 12$. Add the numerator: $12 + 2 = 14$. The result is $\frac{14}{3}$.
- Choice A is correct.** (4.MD.C.5) The shaded region spans from 45° to 225° , which is 180° or $\frac{1}{2}$ of the full circle.
- Choice D is correct.** (4.OA.A.2) Liam's 40 pennies are 5 times the friend's amount. To find the friend's amount, divide: $40 \div 5 = 8$ pennies.
- Choice B is correct.** (4.NF.B.4) To write $2 \times \frac{1}{3}$ as a fraction, count the copies: we have 2 copies of $\frac{1}{3}$. So the fraction is $\frac{2}{3}$.
- Choice B is correct.** (4.NF.B.3) Same denominator, same rule: add the numerators ($4 + 5 = 9$), keep the denominator. Answer: $\frac{9}{10}$.
- Choice B is correct.** (4.NF.C.5) Compare tenths: $6 < 7$. Among the two with tenths = 6, compare hundredths: $0 < 7$, so $0.6 < 0.67$. Among the two with tenths = 7, compare hundredths: $0 < 7$, so $0.7 < 0.77$.
- Choice C is correct.** (4.MD.A.2) Step 1: Add the fruit: $2\frac{1}{2} + 1\frac{1}{2} = 4$ kg. Step 2: Add the container: $5 + 4 = 9$ kg. The total mass is 9 kilograms.
- The correct answer is A, C.** (4.NF.B.4) A checkmark: three bars, each $\frac{1}{5}$, total $\frac{3}{5}$. C checkmark: three fifths reached by hops. B uses fourths (wrong). D and E show only one fifth (not three).
- Choice A is correct.** (4.NF.A.1) The visual models show the story: $\frac{3}{4}$'s circle is clearly more filled. Verify with twelfths: $\frac{3}{4} = \frac{9}{12}$ and $\frac{2}{3} = \frac{8}{12}$, so $\frac{3}{4} > \frac{2}{3}$.
- Choice D is correct.** (4.NBT.B.6) Divide: $45 \div 5 = 9$, and $5 \div 5 = 1$. Each of the 5 libraries gets 91 books.
- Choice C is correct.** (4.MD.A.1) Since 1 centimeter = 10 millimeters, multiply: $15 \times 10 = 150$ mm. The answer is 150 mm.
- Choice A is correct.** (4.NF.B.3) The picture shows the candy bar is divided into 8 equal parts with 5 shaded (what Maya ate). Subtract the shaded part from the whole bar: $\frac{8}{8} - \frac{5}{8} = \frac{3}{8}$ of the candy bar is left.
- Choice D is correct.** (4.NBT.A.1) "How many complete hundreds" is just asking how many full groups of 100 fit in 3,041. Skip-count by 100s: 100, 200, ..., 3,000—that's 30 groups. The extra 41 books left over isn't enough for another group of 100. So the bookstore has 30 complete hundreds. ✓
- The correct answer is $1\frac{3}{5}$.** (4.NF.B.3) One whole is $\frac{5}{5}$, leaving $8 - 5 = 3$ more fifths. So $\frac{8}{5} = 1\frac{3}{5}$. ✓
- Choice B is correct.** (4.NF.B.4) We take 7 copies of $\frac{1}{3}$. Multiply: $7 \times \frac{1}{3} = \frac{7 \times 1}{3} = \frac{7}{3} = 2\frac{1}{3}$. The answer is $2\frac{1}{3}$.
- Choice C is correct.** (4.NBT.B.5) Use partial products: $2 \times (600 + 70 + 2) = 1200 + 140 + 4 = 1344$.
- Choice D is correct.** (4.MD.A.3) From $45 = 9 \times w$: Divide to get $w = 45 \div 9 = 5$ cm.
- The correct answer is 6.** (4.NF.B.3) $\frac{6}{7}$ means 6 equal pieces, each $\frac{1}{7}$. So the answer is 6 unit fractions of $\frac{1}{7}$.
- Choice C is correct.** (4.G.A.2) Tick marks on the sides of a figure indicate which sides have equal length. Sides marked with the same number or style of tick marks are equal to each other. The answer is C.



Scan me!
For more practice
& answers

A Note From Your Math Friend

Hi, Math Star!

◇ Wow! You finished 4 full practice tests. That is a LOT of math problems. You worked hard, and your brain got stronger every time. ◇

★ **Here is a big idea:** mistakes are okay! Every time you got something wrong, you got smarter. Through 4 tests, you learned that trying is the most important thing. ★

Look What You Did!

- **Hard Worker:** You did not give up!
- **Smart Thinker:** You used your math tools.
- **Brave Learner:** You tried hard problems.
- **Test Ready:** You feel proud and prepared.

Big tip for test day: take your time. Read each problem twice. Show your work. Check your answer. You can do this!

If you want to share something or ask a question, please email me at jay@testinar.com.

Jay Daie

Your Math Friend

PRACTICE TODAY, SUCCEED TOMORROW!

This **Grade 4 Math Practice Tests** book is the perfect tool to help students build strong math skills, master key concepts, and gain the confidence they need to excel.

With 4 full-length practice tests, a variety of question types, and detailed answer explanations, students get the review and practice they need to strengthen problem-solving skills and achieve their best.

Perfect for classroom use, homework, test preparation, and extra practice at home.

PERFECT FOR:

- ✓ Classroom Practice
- ✓ Homework & Review
- ✓ Independent Learning
- ✓ Test Preparation
- ✓ Skill Reinforcement
- ✓ Confidence Building

★ **CONFIDENCE TODAY.
SUCCESS TOMORROW!**

WHAT STUDENTS WILL GAIN



Stronger Math Skills

Build a solid foundation through targeted practice and review.



Better Problem Solving

Develop logical thinking and effective solution strategies.



Test Confidence

Become familiar with test-style questions and formats.



Track Progress

Measure growth across multiple practice tests.



Prepare for Success

Build the confidence needed to do your best on test day.

TOPICS COVERED

- ✓ Place Value & Number Sense
- ✓ Addition & Subtraction
- ✓ Multiplication & Division
- ✓ Fractions & Decimals
- ✓ Geometry & Measurement
- ✓ Data, Graphs & Line Plots
- ✓ Perimeter & Area
- ✓ Patterns & Algebraic Thinking
- ✓ Word Problems
- ✓ And More!



Visit testinar.com/math4

for additional Grade 4 math resources and practice materials.

MORE PRACTICE. GREATER RESULTS.

Give your child the tools needed to develop strong math skills, confidence, and a positive attitude toward learning.



4 FULL-LENGTH
PRACTICE TESTS



STANDARDS-
ALIGNED REVIEW



MIXED PRACTICE
QUESTIONS