

3

Colorado CMAS

GRADE 4

MATH PRACTICE TESTS

Standards-Aligned Review with
Mixed Practice and Answer Key



**5 FULL-LENGTH
PRACTICE TESTS**



**STANDARDS-ALIGNED
REVIEW**



**MIXED PRACTICE
QUESTIONS**



**ANSWER KEY
INCLUDED**

$$a^2 + b^2 = c^2$$

$$\frac{3}{4}$$

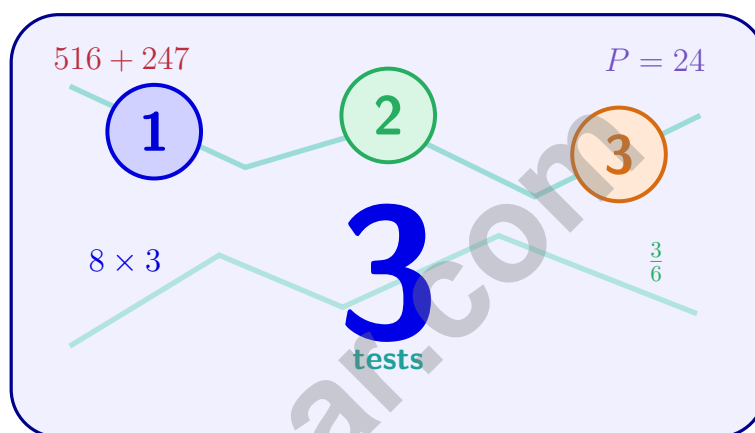


%



3 Colorado CMAS Grade 4 Math Practice Tests

Standards-Aligned Practice for Stronger Math Skills and Test Readiness



Three 30-question trail tests packed with Grade 4 review, Colorado CMAS strategy tips, answer keys, and step-by-step explanations that turn every miss into the next move.

Jay Daie and Reza Nazari



Copyright ©

Testinar Inc



Published by Testinar Inc

Testinar.com

All rights reserved. No part of this publication may be reproduced, distributed, or transmitted in any form or by any means, including photocopying, recording, or other electronic or mechanical methods, without the prior written permission of the author, except in the case of brief quotations embodied in critical reviews and certain other noncommercial uses permitted by copyright law, including Section 107 or 108 of the 1976 United States Copyright Act.

This publication is independently produced and has no official connection to any state, district, or national testing program.

Test names and organizational names used herein are the property of their respective trademark holders.



Copyright ©

Welcome, Colorado Math Explorer!

Three steady rounds on the Rocky Mountain math route

This book gives you three full Grade 3 practice tests for CMAS. Each round uses mountain passes, blue skies, and steady summit steps to keep practice memorable while you read carefully, choose a strategy, show work, and check the answer.

Colorado Practice Promise

I will slow down for the question, circle what matters, solve one step at a time, and use mistakes as clues for getting stronger.

Read

Plan

Check

How to Use This Book

A ten-session routine for Colorado CMAS review

1. **Preview the skills.** Read the quick review pages before the first test.
2. **Take one test at a time.** Treat each round like a stop on the Rocky Mountain math route.
3. **Mark your confidence.** Put a small star beside problems you solved with a strong plan.
4. **Check, then retry.** For missed questions, try the problem again before reading the explanation.
5. **Track your next move.** Use the growth log to name one habit and one skill for the next test.

Good rhythm: Test one day, correct carefully the next day, then return for the next round when your corrections feel clear.



What Is Inside?

Three tests, 90 questions, and a full CMAS review path

Part	What You Will Practice
Tests 1–3	Warm-up rounds for reading carefully, choosing operations, and using models.
Tests 1–3	Skill-building rounds with fractions, measurement, area, data, and two-step problems.
Tests 1–3	Stamina rounds for mixed review, neat work, and flexible strategies.
Answer Pages	Compact keys and explanations that show why each answer works.

The tests are mixed on purpose. Real test readiness means recognizing the skill even when the next question changes topic.

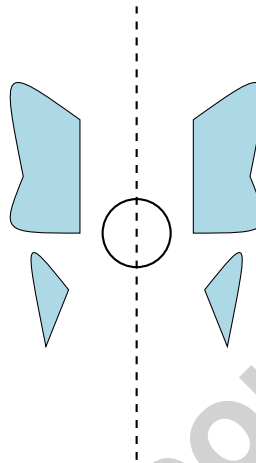


Scan me!
For more practice
& answers

Table of Contents

★ Practice Test 1	_____	15
★ Practice Test 2	_____	27
★ Practice Test 3	_____	38
Practice Test Answer Keys	_____	48
Practice Test Answers and Explanations	_____	51

- 1) A butterfly wing is drawn below with a vertical dashed line down the middle. How many lines of symmetry does a butterfly have?

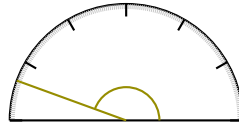


- A. 0
- B. 1
- C. 2
- D. Many
- 2) Diego reads 16 pages of a book each day. If he reads for 5 days, how many pages does he read?
- A. 21
- B. 110
- C. 70
- D. 80
- 3) A triangle has three equal sides. What type of triangle is it?
- A. Scalene triangle
- B. Equilateral triangle
- C. Right triangle
- D. Obtuse triangle



Scan me!
For more practice
& answers


4)



What is the measure of the angle shown?

- A. 150 degrees C. 170 degrees
 B. 140 degrees D. 160 degrees

5) A model shows 3 tiles, each equal to $\frac{2}{3}$. What is the total?



- A. $\frac{2}{3}$ C. $\frac{6}{3}$
 B. $\frac{3}{3}$ D. $\frac{2}{9}$

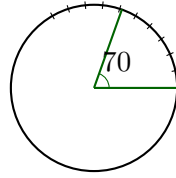
6) Two parallel lines are best described as:

- A. Lines that meet at a right angle C. Lines that meet at any angle
 B. Lines that never meet and are always the same distance apart D. Lines that share a common endpoint

7) Which is a correct way to decompose $\frac{10}{12}$?

- A. $\frac{5}{12} + \frac{4}{12}$ C. $\frac{3}{12} + \frac{3}{12} + \frac{3}{12}$
 B. $\frac{4}{12} + \frac{7}{12}$ D. $\frac{2}{12} + \frac{2}{12} + \frac{2}{12} + \frac{2}{12} + \frac{2}{12}$





8)

The angle shown measures 70 degrees. How many one-degree angles is this?

- A. 35 one-degree angles C. 140 one-degree angles
 B. 70 one-degree angles D. 7 one-degree angles

9) Solve: $\frac{1}{6} + \frac{4}{6} + \frac{1}{6} = ?$ 

$$\frac{1}{6} + \frac{4}{6} + \frac{1}{6} = ?$$

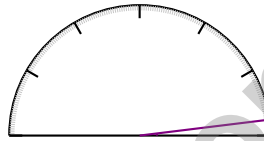
- A. $\frac{6}{18}$ C. $\frac{4}{6}$
 B. $\frac{6}{6}$ or 1 D. $\frac{3}{6}$
- 10) A clock shows two times. From 12 o'clock to the minute hand's position is 54° . From that position to 6 o'clock is another 126° . What is the angle from 12 o'clock to 6 o'clock?
- A. 72° C. 126°
 B. 180° D. 90°
- 11) What is $\frac{1}{10} + \frac{1}{10} + \frac{1}{10} + \frac{1}{10} + \frac{1}{10} + \frac{1}{10} + \frac{1}{10} + \frac{1}{10}$?
- A. $\frac{1}{80}$ C. $\frac{8}{10}$
 B. $\frac{8}{80}$ D. $\frac{10}{8}$



Scan me!
For more practice
& answers

- 1) A line plot shows student jump distances in eighths of a foot. The data are: $\frac{2}{8}$ ft, $\frac{3}{8}$ ft, $\frac{5}{8}$ ft, $\frac{2}{8}$ ft, $\frac{3}{8}$ ft, $\frac{3}{8}$ ft, $\frac{5}{8}$ ft. What is the difference between the longest and shortest jump distances?

2)




A student said this angle measures 173 degrees. Is she correct?

- A. Yes, the angle is close to 180 degrees C. Yes, all small angles are close to 180 degrees
 B. No, the angle is much smaller, around 7 degrees D. No, you cannot measure angles smaller than 30 degrees
- 3) Is 56 a multiple of 8?
- A. Sometimes C. Cannot tell
 B. No D. Yes
- 4) What number is $100,000 + 20,000 + 3,000 + 0 + 50 + 0$?
- A. 123,500 C. 123,050
 B. 102,350 D. 120,350



Scan me!
For more practice
& answers

- 5) The fraction bar below is divided into equal parts. How many parts are shaded, and what fraction do they represent?



- A. 1 part; $\frac{1}{5}$ C. 4 parts; $\frac{4}{5}$
 B. 2 parts; $\frac{2}{5}$ D. 5 parts; $\frac{5}{5}$
- 6) How many lines of symmetry does a regular quadrilateral (square) have?
- A. 2 C. 4
 B. 3 D. 6
- 7) Lily saw a pie divided into 9 equal slices. She took 4 slices. Which correctly shows this fraction as a sum of unit fractions?

- A. $\frac{1}{9} + \frac{1}{9} + \frac{1}{9} + \frac{1}{9}$ C. $\frac{1}{4} + \frac{1}{4} + \frac{1}{4} + \frac{1}{4}$
 B. $\frac{4}{9} + \frac{5}{9}$ D. $\frac{9}{9}$

- 8) Mia says the angle she drew contains 92 one-degree angles. What is the measure of her angle?

- A. 92° C. 184°
 B. 46° D. 9.2°

- 9) Add: $5,234 + 2,145 = ?$

- A. 7,279 C. 7,479
 B. 8,379 D. 7,379



5) A classroom has 10 desks. The hallway has 3 times as many desks. How many desks are in the hallway?

A. 13

C. 40

B. 20


D. 30

6) Sam has \$0.25. Write this amount as a fraction of a dollar.

7) Look at the groups below.



Group 1: 3 counters



Group 2: 12 counters

Group 2 has how many times as many counters as Group 1?

A. 3

C. 6

B. 9

D. 4

8) Which fraction is closest to 1 whole?

A. $\frac{4}{6}$

C. $\frac{6}{10}$

B. $\frac{5}{8}$

D. $\frac{3}{4}$



Scan me!
For more practice
& answers

Practice Test Answer Keys

How to use this section with a Grade 4 student:

1. check the answer first
2. mark questions to try again
3. rework the problem before reading the full explanation

A calm correction routine turns every missed item into useful practice.

Testinar.com



Practice Test Answers and Explanations

Practice Test 1 Answers and Explanations

- 1) **Choice B is correct.** (4.G.A.3) A butterfly is nature's perfect example of symmetry! The left and right wings mirror each other, so a vertical line down the middle is exactly a line of symmetry. The answer is **1** line of symmetry.
- 2) **Choice D is correct.** (4.NBT.B.5) Split 16: $5 \times (10 + 6) = 50 + 30 = 80$ pages.
- 3) **Choice B is correct.** (4.G.A.2) A triangle with three equal sides is called an equilateral triangle. The three equal angles in an equilateral triangle each measure 60 degrees, making them all acute. The answer is **B**.
- 4) **Choice D is correct.** (4.MD.C.6) The ray points to the 160° mark, which is very close to the 180° straight angle. At 160° , this is a wide obtuse angle. The answer is **160** degrees.
- 5) **Choice C is correct.** (4.NF.B.4) Three tiles of $\frac{2}{3}$ each: $3 \times \frac{2}{3} = \frac{6}{3}$.
- 6) **Choice B is correct.** (4.G.A.1) Picture two railroad tracks stretching into the distance — they never touch and stay the same distance apart the whole way. That's what parallel lines do.
- 7) **Choice D is correct.** (4.NF.B.3) Option D has five pieces: $\frac{2}{12} + \frac{2}{12} + \frac{2}{12} + \frac{2}{12} + \frac{2}{12}$. Count: $2 + 2 + 2 + 2 + 2 = 10$, so we get $\frac{10}{12} \checkmark$.
- 8) **Choice B is correct.** (4.MD.C.5) The angle shown measures 70° , made from **70** one-degree angles.
- 9) **Choice B is correct.** (4.NF.B.3) The bar shows three shaded sections: $\frac{1}{6}$, $\frac{4}{6}$, and $\frac{1}{6}$. Add all three numerators: $1 + 4 + 1 = 6$ sixths = **1** whole.
- 10) **Choice B is correct.** (4.MD.C.7) From 12 o'clock to 6 o'clock is a straight line. Add both angles: $54^\circ + 126^\circ = 180^\circ$.
- 11) **Choice C is correct.** (4.NF.B.3) Let's count the unit fractions: $\frac{1}{10}$ appears 8 times. The denominator stays 10, and the numerator is the count: $\frac{8}{10}$.
- 12) **Choice A is correct.** (4.NBT.B.4) The library receives more books, so we add. $15,678 + 5,432 = 21,110$ books total.
- 13) **Choice C is correct.** (4.OA.B.4) Count circles: Figure 1 has 3, Figure 2 has 5, Figure 3 has 7. Each time adds 2 circles. So Figure 4 has $7 + 2 = 9$ circles.
- 14) **Choice B is correct.** (4.MD.A.1) Since 1 kilogram = 1,000 grams, multiply: $6 \times 1,000 = 6,000$ g. The answer is **6,000** g.
- 15) **Choice B is correct.** (4.NF.B.4) The numerator 9 tells us exactly how many tenths we have. So $\frac{9}{10} = 9 \times \frac{1}{10}$, which means we have **9** tenths.
- 16) **Choice B is correct.** (4.MD.C.5) One-third of the circle is $\frac{1}{3} \times 360^\circ = 120^\circ$.
- 17) **The correct answer is 84.** (4.OA.A.3) Two steps! Step 1: salt in all the pots: $9 \times 8 = 72$ tablespoons. Step 2: add the seasoning: $72 + 12 = 84$ tablespoons in total.
- 18) **The correct answer is B, C.** (4.NF.C.5) Option B: $0.6 = \frac{6}{10}$ (six tenths). Option C: $0.6 = 0.60$ (trailing zeros don't matter). The other options use wrong denominators or different values.
- 19) **Choice C is correct.** (4.MD.A.3) Space covered = $20 \times 8 = 160$ sq m.
- 20) **The correct answer is $1\frac{1}{5}$.** (4.NF.B.3) The baker used some almonds from her supply. Subtract the amount used: $3\frac{2}{5} - 2\frac{1}{5} = 1\frac{1}{5}$ pounds of almonds remain.
- 21) **Choice D is correct.** (4.OA.A.2) The bar model shows the friend's bar split into 3 equal pieces, each the size of Elena's 2 books. So we multiply: $3 \times 2 = 6$ books.
- 22) **Choice C is correct.** (4.NF.B.3) Since $\frac{4}{8} < \frac{5}{8}$, regroup: $5\frac{4}{8} = 4\frac{12}{8}$. Subtract: $4\frac{12}{8} - 2\frac{5}{8} = 2\frac{7}{8}$ pounds.
- 23) **Choice C is correct.** (4.NF.C.5) Convert the strawberries: $\frac{8}{10} = \frac{80}{100}$. Now add: $\frac{80}{100} + \frac{15}{100} = \frac{95}{100}$ pound.
- 24) **Choice C is correct.** (4.NF.A.1) Check each against $\frac{1}{2}$: $\frac{3}{5} > \frac{1}{2}$, $\frac{3}{6} = \frac{1}{2}$, $\frac{4}{6} > \frac{1}{2}$. But $\frac{2}{5} < \frac{1}{2}$ because $\frac{2}{5} = \frac{4}{10} < \frac{5}{10} = \frac{1}{2}$.
- 25) **Choice B is correct.** (4.NF.B.4) Let's calculate both: $5 \times \frac{1}{3} = \frac{5}{3} = 1\frac{2}{3}$ and $4 \times \frac{1}{2} = \frac{4}{2} = 2 = \frac{6}{3}$. Since $\frac{6}{3} > \frac{5}{3}$, $4 \times \frac{1}{2}$ is larger. The answer is $4 \times \frac{1}{2}$ is larger.
- 26) **The correct answer is 60.** (4.NBT.A.2) The tens place (second from right) has the digit 6. Its value: $6 \times 10 = 60 \checkmark$
- 27) **Choice A is correct.** (4.NF.A.1) Ribbon 1: $\frac{1}{2}$ painted. Ribbon 2: $\frac{2}{4}$ painted—simplify to $\frac{2}{4} = \frac{1}{2}$. Same amount painted on both!



Scan me!
For more practice
& answers

A Note From Your Math Friend

Hi, Math Star!

◇ Wow! You finished 3 full practice tests. That is a LOT of math problems. You worked hard, and your brain got stronger every time. ◇

★ **Here is a big idea:** mistakes are okay! Every time you got something wrong, you got smarter. Through 3 tests, you learned that trying is the most important thing. ★

Look What You Did!

- **Hard Worker:** You did not give up!
- **Smart Thinker:** You used your math tools.
- **Brave Learner:** You tried hard problems.
- **Test Ready:** You feel proud and prepared.

Big tip for test day: take your time. Read each problem twice. Show your work. Check your answer. You can do this!

If you want to share something or ask a question, please email me at jay@testinar.com.

Jay Daie

Your Math Friend

PRACTICE TODAY. SUCCEED TOMORROW!

This **Grade 4 Math Practice Tests** book is designed to help students build strong math skills, master key concepts, and gain the confidence they need to excel on any test.

With 3 full-length practice tests, a variety of question types, and detailed answer explanations, students get the review and practice they need to strengthen problem-solving skills and achieve their best.

Perfect for classroom use, homework, test preparation, and extra practice at home.

PERFECT FOR:

- ✓ Classroom Practice
- ✓ Homework & Review
- ✓ Independent Learning
- ✓ Test Preparation
- ✓ Skill Reinforcement
- ✓ Confidence Building

★ CONFIDENCE TODAY.
SUCCESS TOMORROW!

WHAT STUDENTS WILL GAIN



Stronger Math Skills

Build a solid foundation through targeted practice and review.



Better Problem Solving

Develop logical thinking and effective solution strategies.



Test Confidence

Become familiar with test-style questions and formats.



Prepare for Success

Build the confidence needed to do your best on test day.

TOPICS COVERED

- ✓ Place Value & Number Sense
- ✓ Addition & Subtraction
- ✓ Multiplication & Division
- ✓ Fractions & Decimals
- ✓ Measurement & Data
- ✓ Geometry & Shapes
- ✓ Perimeter & Area
- ✓ Word Problems
- ✓ Patterns & Algebraic Thinking
- ✓ And More!



Visit testinar.com/math4

for additional Grade 4 math resources and practice materials.

MORE PRACTICE. GREATER RESULTS.

Give your child the tools needed to develop strong math skills, confidence, and a positive attitude toward learning.



3 FULL-LENGTH
PRACTICE TESTS



STANDARDS-
ALIGNED REVIEW



MIXED PRACTICE
QUESTIONS



ANSWER KEY
INCLUDED