

10

Mississippi MAAP

GRADE
6
MATH

PRACTICE TESTS

Standards-Aligned Review
Mixed Practice & Answer Key



10 PRINTED TESTS

Realistic practice to build confidence and mastery



2 ONLINE TESTS

Extra practice for continued success



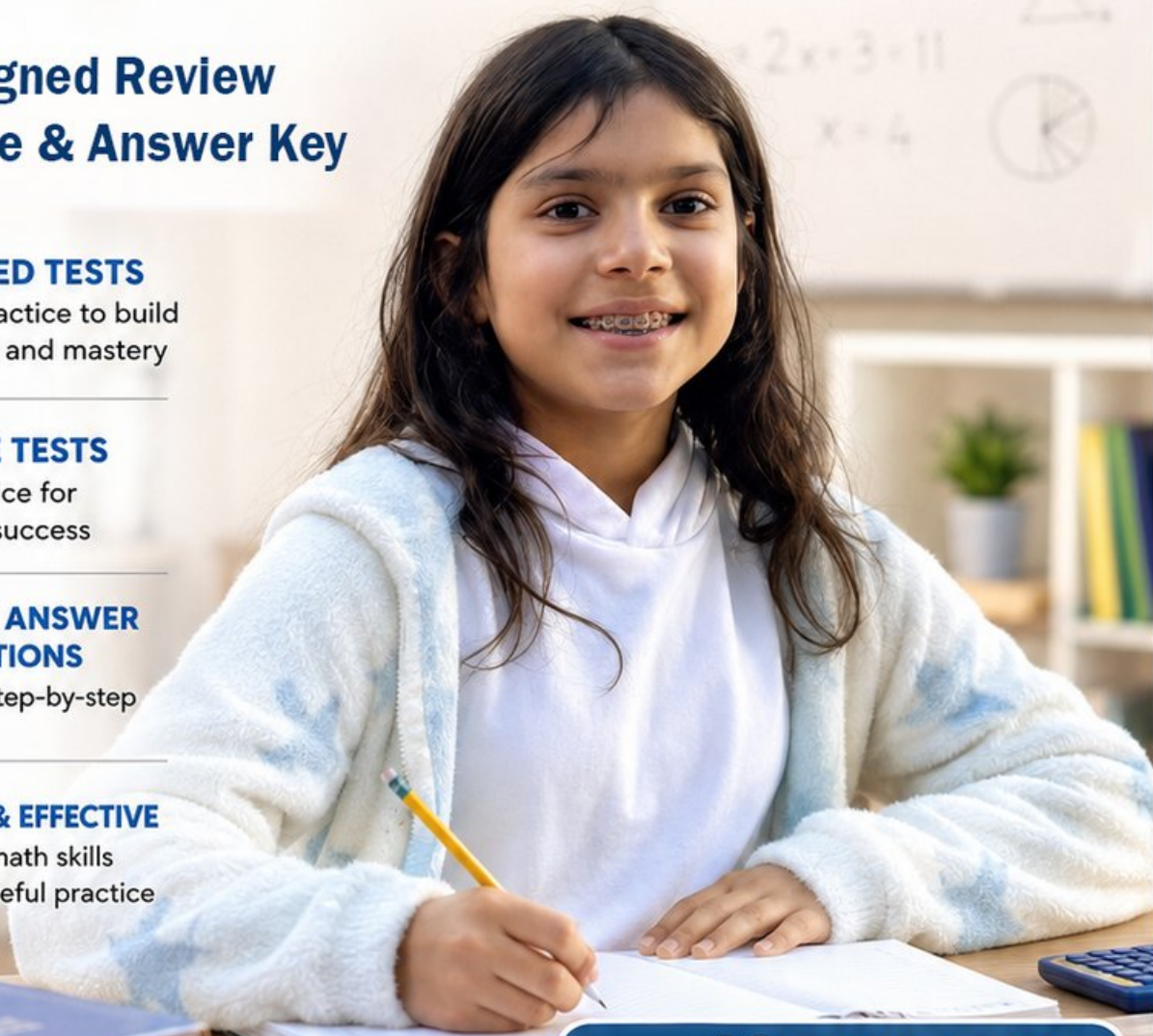
DETAILED ANSWER EXPLANATIONS

Learn with step-by-step solutions



FOCUSED & EFFECTIVE

Target key math skills with purposeful practice



10 PRINTED TESTS
+ 2 ONLINE TESTS

Use these two additional online practice tests for extra review after the printed tests in this book.

PRACTICE • REVIEW • SUCCEED

10 Mississippi MAAP Grade 6 Math Practice Tests

Standards-Aligned Smooth River Reasoning for Mississippi Academic Assessment Program



Ten complete 40-question Grade 6 practice rounds for MAAP, with ratios, rational numbers, expressions, equations, geometry, statistics, answer keys, and clear explanations for every item.

Jay Daie and Reza Nazari



Copyright ©

Testinar Inc



Published by Testinar Inc

Testinar.com

All rights reserved. No part of this publication may be reproduced, distributed, or transmitted in any form or by any means, including photocopying, recording, or other electronic or mechanical methods, without the prior written permission of the author, except in the case of brief quotations embodied in critical reviews and certain other noncommercial uses permitted by copyright law, including Section 107 or 108 of the 1976 United States Copyright Act.

This publication is independently produced and has no official connection to any state, district, or national testing program.

Test names and organizational names used herein are the property of their respective trademark holders.



Copyright ©

Welcome, Mississippi Math Explorer!

Ten steady rounds on a river-road review path

This book gives you ten full Grade 6 practice tests for MAAP. Each round uses river towns, warm classrooms, and step-by-step thinking as a fresh mental backdrop while you read closely, choose a smart strategy, show your work, and check whether your answer makes sense.

Your Mississippi Practice Promise

Flow from the given facts to the question without skipping steps. I will slow down for the question, circle what matters, solve one step at a time, and use mistakes as clues for getting stronger.

Read

Plan

Check

How to Use This Book

A ten-session routine for smooth river reasoning

1. **Preview the skills.** Read the quick review pages before the first test.
2. **Take one test at a time.** Work in a quiet place and answer all 40 questions.
3. **Mark your confidence.** Put a small star beside problems you solved with a strong plan.
4. **Check, then retry.** For missed questions, try the problem again before reading the explanation.
5. **Track your next move.** Use the growth log to name one habit and one skill for the next test.

Mississippi review rhythm: Test one day, correct carefully the next day, then return for the next round when your corrections feel clear.



What Is Inside?

Ten MAAP tests, 400 questions, and a full review path

Part	What You Will Practice
Tests 1–3	Warm-up rounds for ratios, rational numbers, operations, and careful reading.
Tests 4–6	Skill-building rounds with expressions, equations, geometry, data, and problem models.
Tests 7–9	Stamina rounds for mixed review, neat work, and flexible strategy choices.
Test 10	Final Mississippi round to show growth across the whole book.
Answer Pages	Compact keys and explanations that show why each answer works.

The tests are mixed on purpose. Smooth river reasoning means recognizing the skill even when the next question changes topic.



Scan me!
For more practice
& answers

Table of Contents

★ Practice Test 1	_____	14
★ Practice Test 2	_____	29
★ Practice Test 3	_____	44
★ Practice Test 4	_____	59
★ Practice Test 5	_____	73
★ Practice Test 6	_____	89
★ Practice Test 7	_____	105
★ Practice Test 8	_____	119
★ Practice Test 9	_____	135
★ Practice Test 10	_____	150
Practice Test Answer Keys	_____	165
Practice Test Answers and Explanations	_____	171

1) A dataset has a mean of 50 and a median of 48. Which statement is most likely true?

- A. The data is symmetric with no outliers.
- B. There are some large values pulling the mean higher than the median.
- C. There are some small values pulling the mean lower than the median.
- D. The range must be less than 10.

2) A map shows two different regions using different scales. Region X has a scale of 1 inch = 2 km and is drawn as 5 inches. Region Y has a scale of 1 inch = 1 km and is drawn as 8 inches. Which region represents a larger actual distance?

- A. Region X (10 km)
- B. Region Y (8 km)
- C. Both are equal
- D. Insufficient information

3) What is $1\frac{1}{2} \div \frac{3}{4}$?

- A. $\frac{3}{8}$
- B. $1\frac{1}{8}$
- C. $2\frac{2}{3}$
- D. 2

4) A cube has edge length s cm. If the surface area is 294 cm^2 , what is the value of s (in cm)?



Long Division: $2,856 \div 12$

$$28 \div 12 = 2, \text{ remainder } 4$$

$$\text{Bring down 5: } 45 \div 12 = 3, \text{ remainder } 9$$

$$\text{Bring down 6: } 96 \div 12 = 8, \text{ remainder } 0$$

Quotient: **238**

5)

What is the quotient?

A. 238

C. 242

B. 240

D. 250

6) Which of the following equations represents a proportional relationship?

A. $y = 3x + 2$

C. $y = x^2$

B. $y = 3x$

D. $y = 3 + x$

7) Two friends have different budgets. Friend X spends \$500 on housing and it represents 50% of her income. Friend Y spends \$600 on housing and it represents 40% of his income. Who has a higher income?

A. Friend X has higher income.

C. They have the same income.

B. Cannot be determined from the given information.

D. Friend Y has higher income.



Scan me!
For more practice
& answers

8) The stem-and-leaf plot below shows the heights (in cm) of students in a class.

Stem	Leaf
14	0, 2, 5
15	1, 4, 8, 9
16	3, 6, 7
17	2, 5

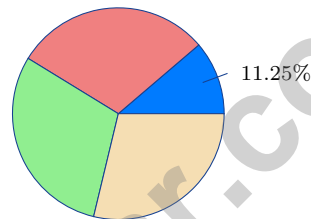
What is the minimum height?

A. 140 cm

C. 145 cm

B. 142 cm

D. 150 cm



9)

A park had 880 visitors. The circle graph shows 11.25% were there for a picnic. How many visitors were there for a picnic?

A. 99

C. 75

B. 88

D. 110

10) A classroom has 8 boys and 10 girls. Write the ratio of boys to girls in the form “ a to b ”.

A. 10 to 8

C. 8 to 18

B. 18 to 8

D. 8 to 10



1) A plumber charges a fixed fee of \$50 plus \$60 per hour. If h is the hours worked and C is total cost, which equation represents this?

A. $C = 50h + 60$

C. $C = 110h$

B. $h = 60C + 50$

D. $C = 60h + 50$

2) A triangular flag has an area of 36 in^2 and a height of 9 inches. What is its base?

A. 4 in

C. 18 in

B. 8 in

D. 27 in

3) A survey asks: "How many hours did you spend reading last week?"
What is the population for this question?

 A. All the people whose reading time is being studied C. Books in the library B. Hours of the day D. The number 7

4) Apples cost \$2 per pound plus a \$3 fee. What is the total cost for 4 pounds?

5) What is the median of the unordered set: 15, 3, 9, 12, 6?

A. 3

C. 9

B. 6

D. 12

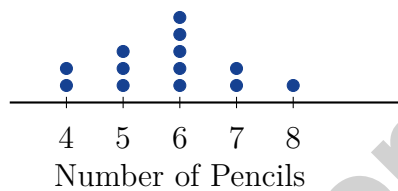


Scan me!
For more practice
& answers

6) The MAD of a data set represents what?

- A. The difference between the highest and lowest values.
- B. The average distance of the data points from the mean.
- C. The spread of the middle 50% of the data.
- D. The value that appears most often.

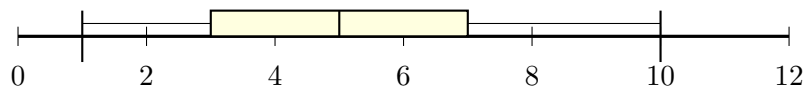
7) A dot plot shows the number of pencils in each student's pencil case. Which statement is true about the data?



- A. Most students have 4 pencils
- B. Most students have 6 pencils
- C. Most students have 8 pencils
- D. No students have 7 pencils

8) Solve for x : $\frac{x}{4} = 8$.

9) Use the box plot below to determine which statement is true:



- A. $Q_1 = 3$, median = 5, $Q_3 = 7$
- B. Min = 1, $Q_1 = 5$, median = 7
- C. The IQR is 4.
- D. The range is 10.



1) Two circles have radii of 2 inches and 4 inches respectively. Using $\pi \approx 3.14$, what is the difference in their areas?

- A. 37.68 in^2
 C. 6.28 in^2
 B. 12.56 in^2
 D. 50.24 in^2

2) A graph shows the cost of apples. The line passes through the origin and the point $(5, 2.50)$.

Which is the equation of the line?

- A. $y = 0.25x$
 C. $y = 2.5x$
 B. $y = 5x$
 D. $y = 0.5x$

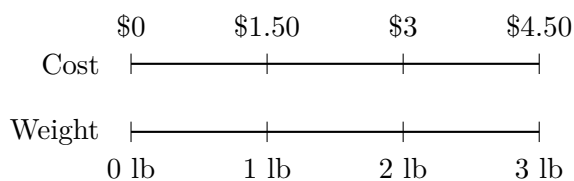
3) A student says “62% means $\frac{62}{10}$.” Is this correct?

- A. Yes, this is correct.
 C. No, $62\% = 62$.
 B. No, $62\% = \frac{6.2}{10}$.
 D. No, $62\% = \frac{62}{100}$.

4) A tank holds 200 gallons. It is currently 65% full. How many gallons of water are in the tank?

- A. 65 gallons
 C. 130 gallons
 B. 100 gallons
 D. 150 gallons

5) The table shows the cost of apples by weight. What is the cost per pound?



- A. \$2 per pound
 C. \$1 per pound
 B. \$1.25 per pound
 D. \$1.50 per pound



- 6) A construction crew pours concrete at a constant rate. The table shows their progress. How many hours are needed to pour 300 cubic yards?

Concrete (cu yd)	Time (hours)
50	4
300	?

- 7) A fabric costs \$8.50 per meter. How much does 2.5 meters cost?
- A. \$21.25 C. \$5.75
 B. \$10.75 D. \$20.00
- 8) Find the LCM of 10, 12, and 15.
- A. 30 C. 120
 B. 60 D. 180
- 9) Which expression is NOT equivalent to $24 + 36$?
- A. $6(4 + 6)$ C. $4(6 + 9)$
 B. $12(2 + 3)$ D. $3(7 + 12)$



Scan me!
For more practice
& answers

Mississippi MAAP Practice Test Answer Keys

How to use this section with a Grade 6 student:

1. check the answer first
2. mark questions to try again
3. rework the problem before reading the full explanation

A calm correction routine turns every missed item into useful practice.

Testinar.com



Scan me!
For more practice
& answers

Practice Test Answers and Explanations

Practice Test 1 Answers and Explanations

- Choice B is correct.** **(6.G.1)** When the mean exceeds the median, high outliers are typically present, skewing the distribution right.
- Choice A is correct.** **(6.SP.2)** Region X: $5 \times 2 = 10$ km. Region Y: $8 \times 1 = 8$ km. Region X is larger.
- Choice D is correct.** **(6.SP.4)** $1\frac{1}{2} = \frac{3}{2}$, so $\frac{3}{2} \div \frac{3}{4} = \frac{3}{2} \times \frac{4}{3} = \frac{12}{6} = 2$.
- The correct answer is 7.** **(6.RP.1)** $SA = 6s^2 = 294 \Rightarrow s^2 = 49 \Rightarrow s = 7$ cm.
- Choice A is correct.** **(6.RP.3)** $2,856 \div 12 = 238$. The long division shows quotient 238 with no remainder.
- Choice B is correct.** **(6.EE.8)** Proportional equations have the form $y = kx$ with no constant term. Only $y = 3x$ fits this form. Option A has a constant (+2), C is quadratic, and D has a constant term.
- Choice D is correct.** **(6.EE.9b)** Friend X's income: $\$500 \div 0.50 = \1000 . Friend Y's income: $\$600 \div 0.40 = \1500 . Friend Y's income (\$1500) is higher.
- Choice A is correct.** **(6.NS.6c)** The smallest value in the plot is found by taking the smallest stem (14) with its smallest leaf (0), giving 140 cm.
- Choice A is correct.** **(6.G.1)** 11.25% of 880 is $0.1125 \times 880 = 99$ visitors.
- Choice D is correct.** **(6.NS.9d)** Read the words carefully: "boys to girls" means the boys number comes first. There are 8 boys and 10 girls, so the ratio is 8 to 10.
- Choice C is correct.** **(6.G.2)** For every 1 teaspoon of salt, there are 5 teaspoons of sugar. With 2 teaspoons of salt, multiply both parts by 2, giving 2 : 10.
- Choice D is correct.** **(6.EE.2b)** Divide cups by minutes: $54 \div 9 = 6$ cups per minute.
- Choice B is correct.** **(6.EE.5)** $8 \text{ gal/min} \times 5.5 \text{ min} = 44$ gallons.
- Choice D is correct.** **(6.EE.9)** Ratio is 1 : 9 (unit rate: \$9/hour). Rows 1–3: $2 : 18 = 1 : 9$, $4 : 36 = 1 : 9$, $6 : 54 = 1 : 9$ (all correct). Row 4: $7 : 64 \neq 1 : 9$ (should be $7 : 63$). Entry 7 : 64 breaks the pattern.
- Choice A is correct.** **(6.SP.5)** Swapping the x and y coordinates of (8, 5) gives (5, 8). This is a common error when plotting ratio pairs on a coordinate plane.
- Choice D is correct.** **(6.NS.8)** $\frac{4}{5} = \frac{80}{100} = 0.8 = 80\%$.
- Choice C is correct.** **(6.EE.1)** Decrease is 12% of $500 = 0.12 \times 500 = 60$. Remaining is $500 - 60 = 440$ ants.
- Choice D is correct.** **(6.NS.7c)** Triple the recipe: orange $2 \times 3 = 6$ cups, apple $3 \times 3 = 9$ cups, water $1 \times 3 = 3$ cups.
- Choice C is correct.** **(6.EE.2a)** Multiply yards by the conversion factor: $7 \times 3 = 21$ feet.
- Choice C is correct.** **(6.EE.2c)** 15% of \$400 is $0.15 \times 400 = \$60$.
- Choice B is correct.** **(6.EE.6)** Multiply: $8 \times \$2.50 = \20.00 .
- The correct answer is A and B are correct. Decomposing into simpler shapes and finding bounding rectangles are both valid methods.** **(6.EE.8)** A is correct: decomposing composite figures into simple shapes and summing their areas works. B is correct: using a bounding rectangle and subtracting unwanted areas (negative space) is a valid approach. C is incorrect: multiplying coordinates has no geometric meaning here. D is incorrect: the shoelace formula is not required and is not typically taught at Grade 6. E is incorrect: grid counting works only when vertices align perfectly with grid points and the figure is simple.
- Choice B is correct.** **(6.G.1)** This is a GCF problem. Since $52 = 2 \times 26$ and $78 = 3 \times 26$, the greatest common factor is 26. They can make 26 shelves with 2 fiction books and 3 non-fiction books on each shelf.
- Choice C is correct.** **(6.SP.5c)** Total cookies: $36 + 42 = 78$. Factor using the distributive property: $36 + 42 = 6(6 + 7) = 6 \cdot 13 = 78$. So they sold 13 packs.
- Choice A is correct.** **(6.NS.3)** A profit of \$500 is +500 and a loss of \$200 is -200. The total change is $500 + (-200) = 300$.
- The correct answer is 10 meters.** **(6.SP.4)** From $A = \pi r^2$, we get $314 \approx 3.14 \times r^2$, so $r^2 \approx 100$, thus $r = 10$ meters.
- The correct answer is 17.5.** **(6.NS.1)** Mean = $\frac{7 + 14 + 21 + 28}{4} = \frac{70}{4} = 17.5$.
- Choice C is correct.** **(6.G.A)** Both numbers are 4.5 units from zero (one on each side). $|4.5| = 4.5$ and $|-4.5| = 4.5$.



Scan me!
For more practice
& answers

Hi, Math Champion!

◇ You trained hard! 10 full practice tests is real practice. Your math game is way better now than when you started. ◇

★ **Coach's truth:** kids who practice get better. You practiced. You got better. That's how it works!
★

Your Game Stats

- **Energy:** HIGH! You can finish a long test.
- **Smart Plays:** You know lots of strategies.
- **Calm Head:** You stay cool with hard problems.
- **Game-Day Ready:** You feel strong and prepared.

Coach's tip: the night before the test, get good sleep. Eat a good breakfast. Bring a sharp pencil. Trust your training!

If you want to share something or ask a question, please email me at jay@testinar.com.

Jay Daie

Your Math Coach

PRACTICE MORE. ACHIEVE MORE. SUCCEED!

This **Grade 6 Math Practice Tests** book is designed to help students build strong math skills, deepen their understanding of key concepts, and gain the confidence they need to succeed on any test.

With 10 full-length printed tests and 2 online tests, students get the review, practice, and realistic test experience they need to improve accuracy, strengthen problem-solving abilities, and reach their full potential.

Perfect for classroom use, homework, test preparation, and extra practice at home.

PERFECT FOR:

- ✓ Classroom Practice
- ✓ Homework & Review
- ✓ Independent Learning
- ✓ Test Preparation
- ✓ Skill Reinforcement
- ✓ Building Confidence



**CONFIDENCE TODAY.
SUCCESS TOMORROW!**

WHAT STUDENTS WILL GAIN



Stronger Math Skills

Build a solid foundation through targeted practice and review.



Better Problem Solving

Develop logical thinking and effective solution strategies.



Deepen Understanding

Reinforce key math concepts aligned with standards.



Test Confidence

Get familiar with test formats and improve accuracy.



Achieve Success

Build confidence and perform your best on test day.

TOPICS COVERED

- ✓ Ratios & Rates
- ✓ The Number System
- ✓ Expressions & Equations
- ✓ Geometry
- ✓ Fractions & Decimals
- ✓ Percents
- ✓ Statistics & Probability
- ✓ Data Analysis
- ✓ Measurement & Conversions
- ✓ And More!



2 ONLINE TESTS

Extra online practice to reinforce learning and build confidence.

MORE PRACTICE. GREATER RESULTS.

Give your child the tools needed to develop strong math skills, confidence, and a positive attitude toward learning.



10 PRINTED
PRACTICE TESTS



2 ONLINE
PRACTICE TESTS



DETAILED ANSWER
EXPLANATIONS