TABE

MATH Practice Workbook 2022

The Most Comprehensive Review for the Math Section of the TABE TEST

2 full-length TABE Math practice tests

Test Taker's #1 Choice

Comprehensive TABE MATH WorkBook

- ✓ Hone Your Math Skills
- ✓ Boost Your Confidence
- ✓ Overcome Your Exam Anxiety

Visit EffortlessMath.com/TABE for Online TABE Math Resources

✓ Recommended by Test Prep Experts

Reza Nazari

TABE Math Practice Workbook

2022

The Most Comprehensive Review for the Math Section of the TABE Test

By

Reza Nazari

Copyright © 2021
Effortless Math Education Inc.

All rights reserved. No part of this publication may be reproduced, stored in a retrieval system, or transmitted in any form or by any means, electronic, mechanical, photocopying, recording, scanning, or otherwise, except as permitted under Section 107 or 108 of the 1976 United States Copyright Ac, without permission of the author.

Effortless Math provides unofficial test prep products for a variety of tests and exams. It is not affiliated with or endorsed by any official organizations.

TABE is a registered trademark of Data Recognition Corporation and is not affiliated with Effortless Math.

All inquiries should be addressed to:
info@effortlessMath.com
www.EffortlessMath.com

ISBN: 978-1-63719-042-5

Published by: **Effortless Math Education Inc.**

For Online Math Practice Visit www.EffortlessMath.com

Welcome to
TABE Math Prep
2022



Thank you for choosing Effortless Math for your TABE Math test preparation and congratulations on making the decision to take the TABE test! It's a remarkable move you are taking, one that shouldn't be diminished in any capacity.



That's why you need to use every tool possible to ensure you succeed on the test with the highest possible score, and this extensive math workbook is one such tool.

If math has never been a strong subject for you, don't worry! This book along with our online TABE Math resources will help you prepare for (and even ACE) the TABE Math test. As test day draws nearer, effective preparation becomes increasingly more important. Thankfully, you have this comprehensive workbook to help you get ready for the test. With this book and Effortless Math online resources, you can feel confident that you will be more than ready for the TABE Math test when the time comes.

First and foremost, it is important to note that this book is a workbook and not a textbook. Every lesson of this practice book was carefully developed to ensure that you are making the most effective use of your time while preparing for the test. This up-to-date book reflects the 2022 test guidelines and will put you on the right track to hone your math skills, overcome exam anxiety, and boost your confidence, so that you can have your best to succeed on the TABE Math test.



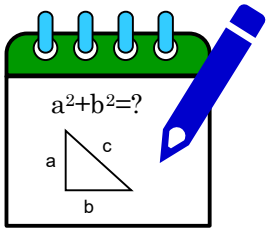

This exercise book will:

- ☑ Explain the format of the TABE Math test.
- ☑ Describe specific test-taking strategies that you can use on the test.
- ☑ Provide TABE Math test-taking tips.
- ☑ Help you identify the areas in which you need to concentrate your study time.
- ☑ Offer exercises that help you develop the basic math skills you will learn in each section.
- ☑ Give **2 realistic and full-length practice tests** (featuring new question types) with detailed answers to help you measure your exam readiness and build confidence.

This resource contains comprehensive practice questions and exercises that you will need to prepare for the TABE Math test. You'll get numerous skill building exercises as well as tips and techniques on how to prepare for your TABE math test.

In addition, in the following pages you'll find:

- **How to Use This Book Effectively** – This section provides you with step-by-step instructions on how to get the most out of this comprehensive study guide.
- **How to study for the TABE Math Test** – A six-step study program has been developed to help you make the best use of this book and prepare for your TABE Math test. Here you'll find tips and strategies to guide your study program and help you understand TABE Math and how to ace the test.

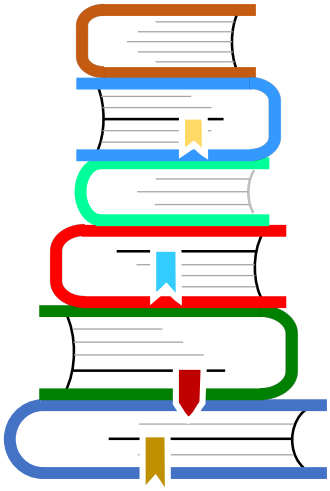

- **TABE Math Review** – Learn everything you need to know about the TABE Math test.
- **TABE Math Test-Taking Strategies** – Learn how to effectively put these recommended test-taking techniques into use for improving your TABE Math score.
- **Test Day Tips** – Review these tips to make sure you will do your best when the big day comes.

Effortless Math's TABE Online Center

Effortless Math Online TABE Center offers a complete study program, including the following:

- ✓ Step-by-step instructions on how to prepare for the TABE Math test
- ✓ Numerous TABE Math worksheets to help you measure your math skills
- ✓ Complete list of TABE Math formulas
- ✓ Video lessons for all TABE Math topics
- ✓ Full-length TABE Math practice tests
- ✓ And much more…

No Registration Required.

Visit **EffortlessMath.com/TABE** to find your online TABE Math resources.

How to Use This Book Effectively

Look no further when you need a study program to improve your math skills to succeed on the math portion of the TABE test. Each chapter of this comprehensive workbook will provide you with the knowledge, tools, and understanding needed for every topic covered on the test.

It's imperative that you understand each topic before moving onto another one, as that's the way to guarantee your success. You can use Effortless Math online course (a free course) to find examples and a step-by-step guide of every math concept in this workbook to better understand the content that will be on the test. To get the best possible results from this book:

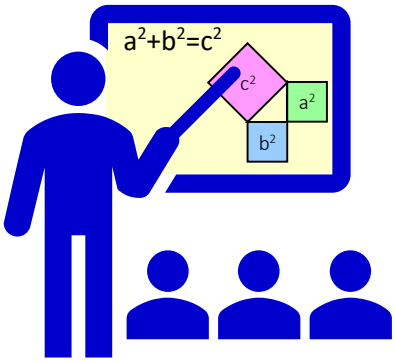

- **Begin studying long before your test date**. This provides you ample time to learn the different math concepts. The earlier you begin studying for the test, the sharper your skills will be. Do not procrastinate! Provide yourself with plenty of time to learn the concepts and feel comfortable that you understand them when your test date arrives.
- **Practice consistently**. Study TABE Math concepts at least 20 to 30 minutes a day. Remember, slow and steady wins the race, which can be applied to preparing for the TABE Math test. Instead of cramming to tackle everything at once, be patient and learn the math topics in short bursts.
- Whenever you get a math problem wrong, **mark it off, and review it later** to make sure you understand the concept.
- Start each session by **looking over the previous material.**
- Once you've reviewed the book's exercises, **take a practice test at the back of the book** to gauge your level of readiness. Then, review your results. Read detailed answers and solutions for each question you missed.
- **Take another practice test** to get an idea of how ready you are to take the actual exam. Taking the practice tests will give you the confidence you need on test day. Simulate the TABE testing environment by sitting in a quiet room free from distraction. Make sure to clock yourself with a timer.

How to Study for the TABE Math Test

Studying for the TABE Math test can be a really daunting and boring task. What's the best way to go about it? Is there a certain study method that works better than others? Well, studying for the TABE Math can be done effectively. The following six-step program has been designed to make preparing for the TABE Math test more efficient and less overwhelming.

Step 1 - Create a study plan
Step 2 - Choose your study resources
Step 3 - Review, Learn, Practice
Step 4 - Learn and practice test-taking strategies
Step 5 - Learn the TABE Test format and take practice tests
Step 6 - Analyze your performance

Step 1: Create a Study Plan

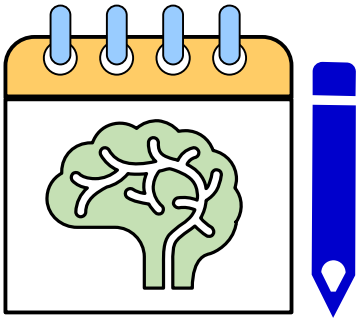

It's always easier to get things done when you have a plan. Creating a study plan for the TABE Math test can help you to stay on track with your studies. It's important to sit down and prepare a study plan with what works with your life, work, and any other obligations you may have. Devote enough time each day to studying. It's also a great idea to break down each section of the exam into blocks and study one concept at a time.

It's important to understand that there is no "right" way to create a study plan. Your study plan will be personalized based on your specific needs and learning style.

Follow these guidelines to create an effective study plan for your TABE Math test:

- ★ **Analyze your learning style and study habits** – Everyone has a different learning style. It is essential to embrace your individuality and the unique way you learn. Think about what works and what doesn't work for you. Do you prefer TABE Math prep books or a combination of textbooks and video lessons? Does it work better for you if you study every night for thirty minutes or is it more effective to study in the morning before going to work?

Adding Mixed Numbers

Solve and write the answer in lowest terms.

1) $1\frac{1}{5}+2\frac{2}{5}=$

2) $1\frac{1}{2}+4\frac{5}{6}=$

3) $2\frac{4}{5}+2\frac{3}{10}=$

4) $3\frac{1}{6}+2\frac{2}{5}=$

5) $1\frac{5}{6}+1\frac{2}{5}=$

6) $3\frac{5}{7}+1\frac{2}{9}=$

7) $3\frac{5}{8}+2\frac{1}{3}=$

8) $1\frac{6}{7}+3\frac{2}{9}=$

9) $2\frac{5}{9}+1\frac{1}{4}=$

10) $3\frac{7}{9}+2\frac{5}{6}=$

11) $2\frac{1}{10}+2\frac{2}{5}=$

12) $1\frac{3}{10}+3\frac{4}{5}=$

13) $3\frac{1}{12}+2\frac{1}{3}=$

14) $5\frac{1}{11}+1\frac{1}{2}=$

15) $3\frac{1}{21}+2\frac{2}{3}=$

16) $4\frac{1}{24}+1\frac{5}{8}=$

17) $2\frac{1}{25}+3\frac{3}{5}=$

18) $3\frac{1}{15}+2\frac{2}{10}=$

19) $5\frac{6}{7}+2\frac{1}{3}=$

20) $2\frac{1}{8}+3\frac{3}{4}=$

21) $2\frac{5}{7}+2\frac{2}{21}=$

22) $4\frac{1}{6}+1\frac{4}{5}=$

23) $2\frac{1}{7}+2\frac{3}{8}=$

24) $3\frac{1}{4}+2\frac{2}{3}=$

25) $1\frac{1}{13}+2\frac{3}{4}=$

26) $3\frac{2}{35}+2\frac{5}{7}=$

Subtracting Mixed Numbers

Solve and write the answer in lowest terms.

1) $5\frac{2}{9} - 2\frac{1}{9} =$

2) $6\frac{2}{7} - 2\frac{1}{3} =$

3) $5\frac{3}{8} - 2\frac{3}{4} =$

4) $7\frac{2}{5} - 3\frac{1}{10} =$

5) $9\frac{5}{7} - 7\frac{4}{21} =$

6) $11\frac{7}{12} - 9\frac{5}{6} =$

7) $9\frac{5}{9} - 8\frac{1}{8} =$

8) $13\frac{7}{9} - 11\frac{3}{7} =$

9) $8\frac{7}{12} - 7\frac{3}{8} =$

10) $11\frac{5}{9} - 9\frac{1}{4} =$

11) $6\frac{5}{6} - 2\frac{2}{9} =$

12) $5\frac{7}{8} - 4\frac{1}{3} =$

13) $9\frac{5}{8} - 8\frac{1}{2} =$

14) $4\frac{9}{16} - 2\frac{1}{4} =$

15) $3\frac{2}{3} - 1\frac{2}{15} =$

16) $5\frac{1}{2} - 4\frac{2}{17} =$

17) $5\frac{6}{7} - 2\frac{1}{3} =$

18) $3\frac{3}{7} - 2\frac{2}{21} =$

19) $7\frac{3}{10} - 5\frac{2}{15} =$

20) $4\frac{5}{6} - 2\frac{2}{9} =$

21) $6\frac{3}{7} - 2\frac{2}{9} =$

22) $7\frac{4}{5} - 6\frac{3}{7} =$

23) $12\frac{3}{7} - 8\frac{1}{3} =$

24) $5\frac{4}{9} - 2\frac{5}{6} =$

25) $10\frac{1}{28} - 7\frac{3}{4} =$

26) $11\frac{5}{12} - 7\frac{5}{48} =$



Multiplying Mixed Numbers

Solve and write the answer in lowest terms.

1) $1\frac{1}{6} \times 1\frac{3}{7} =$

2) $5\frac{1}{6} \times 2\frac{1}{4} =$

3) $3\frac{3}{7} \times 1\frac{2}{9} =$

4) $3\frac{3}{8} \times 3\frac{1}{6} =$

5) $1\frac{1}{2} \times 5\frac{2}{3} =$

6) $3\frac{1}{2} \times 6\frac{2}{3} =$

7) $9\frac{1}{2} \times 2\frac{1}{6} =$

8) $2\frac{5}{8} \times 8\frac{3}{5} =$

9) $3\frac{4}{5} \times 4\frac{2}{3} =$

10) $5\frac{1}{3} \times 2\frac{2}{7} =$

11) $6\frac{1}{3} \times 3\frac{3}{4} =$

12) $7\frac{2}{3} \times 1\frac{8}{9} =$

13) $8\frac{1}{2} \times 2\frac{1}{6} =$

14) $4\frac{1}{5} \times 8\frac{2}{3} =$

15) $3\frac{1}{8} \times 5\frac{2}{3} =$

16) $2\frac{2}{7} \times 6\frac{2}{5} =$

17) $2\frac{3}{8} \times 7\frac{2}{3} =$

18) $1\frac{7}{8} \times 8\frac{2}{3} =$

19) $9\frac{1}{2} \times 3\frac{1}{5} =$

20) $2\frac{5}{8} \times 4\frac{1}{3} =$

21) $6\frac{1}{3} \times 3\frac{2}{5} =$

22) $5\frac{3}{4} \times 2\frac{2}{7} =$

23) $8\frac{1}{6} \times 2\frac{2}{7} =$

24) $4\frac{1}{6} \times 7\frac{1}{5} =$

25) $2\frac{1}{5} \times 2\frac{5}{8} =$

26) $6\frac{2}{3} \times 4\frac{3}{5} =$

Dividing Mixed Numbers

Solve and write the answer in lowest terms.

1) $6\frac{1}{2} \div 4\frac{2}{5} =$

2) $1\frac{3}{8} \div 1\frac{1}{4} =$

3) $6\frac{2}{5} \div 2\frac{4}{5} =$

4) $7\frac{1}{3} \div 6\frac{3}{4} =$

5) $7\frac{2}{5} \div 3\frac{3}{4} =$

6) $2\frac{4}{5} \div 3\frac{2}{3} =$

7) $8\frac{3}{5} \div 4\frac{3}{4} =$

8) $6\frac{3}{4} \div 2\frac{2}{9} =$

9) $5\frac{2}{7} \div 2\frac{2}{9} =$

10) $2\frac{2}{5} \div 3\frac{3}{5} =$

11) $4\frac{3}{7} \div 1\frac{7}{8} =$

12) $2\frac{5}{7} \div 2\frac{4}{5} =$

13) $8\frac{3}{5} \div 6\frac{1}{5} =$

14) $2\frac{5}{8} \div 1\frac{8}{9} =$

15) $5\frac{6}{7} \div 2\frac{3}{4} =$

16) $1\frac{3}{5} \div 2\frac{3}{8} =$

17) $5\frac{3}{4} \div 3\frac{2}{5} =$

18) $2\frac{3}{4} \div 3\frac{1}{5} =$

19) $3\frac{2}{3} \div 1\frac{2}{5} =$

20) $4\frac{1}{4} \div 2\frac{2}{3} =$

21) $3\frac{5}{6} \div 2\frac{4}{5} =$

22) $2\frac{1}{8} \div 1\frac{3}{4} =$

23) $5\frac{1}{2} \div 4\frac{2}{5} =$

24) $6\frac{3}{7} \div 2\frac{1}{7} =$

25) $3\frac{3}{6} \div 1\frac{5}{7} =$

26) $4\frac{4}{9} \div 4\frac{2}{3} =$

Answers – Chapter 1

Simplifying Fractions

1) $\frac{1}{2}$
2) $\frac{1}{3}$
3) $\frac{1}{4}$
4) $\frac{1}{4}$
5) $\frac{1}{3}$
6) $\frac{2}{3}$
7) $\frac{3}{11}$
8) $\frac{4}{9}$
9) $\frac{7}{8}$
10) $\frac{5}{8}$
11) $\frac{1}{2}$
12) $\frac{5}{9}$
13) $\frac{8}{9}$
14) $\frac{9}{11}$
15) $\frac{1}{4}$
16) $\frac{2}{5}$
17) $\frac{1}{2}$
18) $\frac{1}{3}$
19) $\frac{4}{5}$
20) $\frac{8}{9}$
21) $\frac{1}{10}$
22) $\frac{4}{5}$
23) $\frac{6}{7}$
24) $\frac{5}{6}$
25) $\frac{1}{3}$
26) $\frac{1}{3}$

Adding and Subtracting Fractions

1) $\frac{8}{15}$
2) $\frac{31}{40}$
3) $\frac{1}{9}$
4) $\frac{26}{45}$
5) $\frac{5}{9}$
6) $\frac{7}{10}$
7) $\frac{1}{10}$
8) $\frac{22}{63}$
9) $\frac{13}{12}$
10) $\frac{31}{40}$
11) $\frac{7}{20}$
12) $\frac{1}{9}$
13) $\frac{23}{18}$
14) $\frac{11}{12}$
15) $\frac{3}{10}$
16) $\frac{1}{12}$
17) $\frac{22}{15}$
18) $\frac{32}{35}$
19) $\frac{7}{45}$
20) $\frac{17}{45}$
21) $\frac{58}{63}$
22) $\frac{31}{24}$
23) $\frac{11}{35}$
24) $\frac{1}{36}$
25) $\frac{13}{30}$
26) $\frac{15}{28}$

Multiplying and Dividing Fractions

1) $\frac{3}{5}$
2) $\frac{3}{28}$
3) $\frac{4}{5}$
4) $\frac{2}{5}$
5) $\frac{8}{21}$
6) $\frac{15}{28}$
7) $\frac{14}{15}$
8) $\frac{24}{35}$
9) $\frac{3}{14}$
10) $\frac{4}{33}$
11) $\frac{4}{15}$
12) $\frac{3}{8}$
13) $\frac{8}{21}$
14) $\frac{5}{14}$
15) $\frac{77}{54}$
16) $\frac{1}{10}$
17) $\frac{1}{26}$
18) $\frac{1}{21}$
19) $\frac{3}{20}$
20) $\frac{1}{8}$
21) $\frac{5}{14}$
22) $\frac{4}{55}$
23) $\frac{1}{10}$
24) $\frac{1}{10}$
25) $\frac{2}{65}$
26) $\frac{1}{42}$

Adding Mixed Numbers

1) $3\frac{3}{5}$
2) $6\frac{1}{3}$
3) $5\frac{1}{10}$
4) $5\frac{17}{30}$
5) $3\frac{7}{30}$
6) $4\frac{59}{63}$
7) $5\frac{23}{24}$
8) $5\frac{5}{63}$
9) $3\frac{29}{36}$
10) $6\frac{11}{18}$
11) $4\frac{1}{2}$
12) $5\frac{1}{10}$
13) $5\frac{5}{12}$
14) $6\frac{13}{22}$
15) $5\frac{5}{7}$
16) $5\frac{2}{3}$
17) $5\frac{16}{25}$
18) $5\frac{4}{15}$
19) $8\frac{4}{21}$
20) $5\frac{7}{8}$
21) $4\frac{17}{21}$
22) $5\frac{29}{30}$
23) $4\frac{29}{56}$
24) $5\frac{11}{12}$
25) $3\frac{43}{52}$
26) $5\frac{27}{35}$

www.EffortlessMath.com