GED Math in 10 Days



The Most Effective GED Math Crash Course

Test Taker's #1 Choice



This Book Help

- ✓ Hone Your Math Skills
- ✓ Boost Your Confidence
- ✓ Overcome Your Exam Anxiety

Visit | www.EffortlessMath.com for Online Math Practice

Reza Nazari

✓ Recommended by Test Prep Experts

GED Math in 10 Days!

The Most Effective GED Math Crash Course

By

Reza Nazari

Copyright © 2021
Effortless Math Education Inc.

All rights reserved. No part of this publication may be reproduced, stored in a retrieval system, or transmitted in any form or by any means, electronic, mechanical, photocopying, recording, scanning, or otherwise, except as permitted under Section 107 or 108 of the 1976 United States Copyright Ac, without permission of the author.

Effortless Math provides unofficial test prep products for a variety of tests and exams. It is not affiliated with or endorsed by any official organizations.
GED is a registered trademark of the American Council on Education and is not affiliated with Effortless Math.

All inquiries should be addressed to:
info@effortlessMath.com
www.EffortlessMath.com

ISBN: 978-1-64612-253-0

Published by: **Effortless Math Education Inc.**

For Online Math Practice Visit www.EffortlessMath.com

Welcome to
GED Math Prep
2022





Thank you for choosing Effortless Math for your GED Math test preparation and congratulations on making the decision to take the GED test! It's a remarkable move you are taking, one that shouldn't be diminished in any capacity. That's why you need to use every tool possible to ensure you succeed on the test with the highest possible score, and this extensive study guide is one such tool.

If math has never been a strong subject for you, **don't worry**! This book will help you prepare for (and even ACE) the GED test's math section. As test day draws nearer, effective preparation becomes increasingly more important. Thankfully, you have this comprehensive study guide to help you get ready for the test. With this guide, you can feel confident that you will be more than ready for the GED Math test when the time comes.

First and foremost, it is important to note that this book is a study guide and not a textbook. It is best read from cover to cover. Every lesson of this "self-guided math book" was carefully developed to ensure that you are making the most effective use of your time while preparing for the test. This up-to-date guide reflects the 2022 test guidelines and will put you on the right track to hone your math skills, overcome exam anxiety, and boost your confidence, so that you can have your best to succeed on the GED Math test.



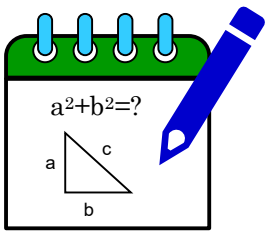

This study guide will:

- ☑ Explain the format of the GED Math test.
- ☑ Describe specific test-taking strategies that you can use on the test.
- ☑ Provide GED Math test-taking tips.
- ☑ Review all GED Math concepts and topics you will be tested on.
- ☑ Help you identify the areas in which you need to concentrate your study time.
- ☑ Offer exercises that help you develop the basic math skills you will learn in each section.
- ☑ Give **2 realistic and full-length practice tests** (featuring new question types) with detailed answers to help you measure your exam readiness and build confidence.

This resource contains everything you will ever need to succeed on the GED Math test. You'll get in-depth instructions on every math topic as well as tips and techniques on how to answer each question type. You'll also get plenty of practice questions to boost your test-taking confidence.

In addition, in the following pages you'll find:

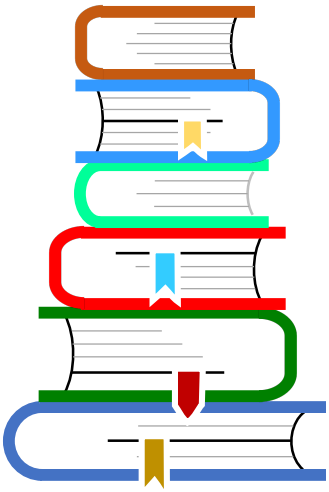

- **How to Use This Book Effectively** – This section provides you with step-by-step instructions on how to get the most out of this comprehensive study guide.
- **How to study for the GED Math Test** – A six-step study program has been developed to help you make the best use of this book and prepare for your GED Math test. Here you'll find tips and strategies to guide

your study program and help you understand GED Math and how to ace the test.

- **GED Math Review** – Learn everything you need to know about the GED Math test.
- **GED Math Test-Taking Strategies** – Learn how to effectively put these recommended test-taking techniques into use for improving your GED Math score.
- **Test Day Tips** – Review these tips to make sure you will do your best when the big day comes.

Effortless Math's GED Online Center

Effortless Math Online GED Center offers a complete study program, including the following:

- ✓ Step-by-step instructions on how to prepare for the GED Math test
- ✓ Numerous GED Math worksheets to help you measure your math skills
- ✓ Complete list of GED Math formulas
- ✓ Video lessons for all GED Math topics
- ✓ Full-length GED Math practice tests
- ✓ And much more…

No Registration Required.

Visit **EffortlessMath.com/GED** to find your online GED Math resources.

How to Use This Book Effectively

Look no further when you need a study guide to improve your math skills to succeed on the math portion of the GED test. Each chapter of this comprehensive guide to the GED Math will provide you with the knowledge, tools, and understanding needed for every topic covered on the test.

It's imperative that you understand each topic before moving onto another one, as that's the way to guarantee your success. Each chapter provides you with examples and a step-by-step guide of every concept to better understand the content that will be on the test. To get the best possible results from this book:

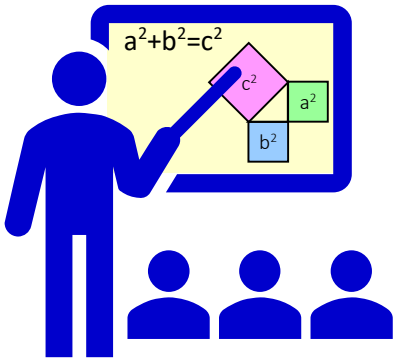

- **Begin studying long before your test date**. This provides you ample time to learn the different math concepts. The earlier you begin studying for the test, the sharper your skills will be. Do not procrastinate! Provide yourself with plenty of time to learn the concepts and feel comfortable that you understand them when your test date arrives.
- **Practice consistently**. Study GED Math concepts at least 1 to 2 hours a day in your 10-day study program. Remember, slow and steady wins the race, which can be applied to preparing for the GED Math test. Instead of cramming to tackle everything at once, be patient and learn the math topics in short bursts.
- Whenever you get a math problem wrong, **mark it off, and review it later** to make sure you understand the concept.
- Start each session by looking over the previous material.
- Once you've reviewed the book's lessons, **take a practice test at the back of the book** to gauge your level of readiness. Then, review your results. Read detailed answers and solutions for each question you missed.
- **Take another practice test** to get an idea of how ready you are to take the actual exam. Taking the practice tests will give you the confidence you need on test day. Simulate the GED testing environment by sitting in a quiet room free from distraction. Make sure to clock yourself with a timer.

How to Study for the GED Math Test

Studying for the GED Math test can be a really daunting and boring task. What's the best way to go about it? Is there a certain study method that works better than others? Well, studying for the GED Math can be done effectively. The following six-step program has been designed to make preparing for the GED Math test more efficient and less overwhelming.

Step 1 - Create a study plan
Step 2 - Choose your study resources
Step 3 - Review, Learn, Practice
Step 4 - Learn and practice test-taking strategies
Step 5 - Learn the GED Test format and take practice tests
Step 6 - Analyze your performance

Step 1: Create a Study Plan

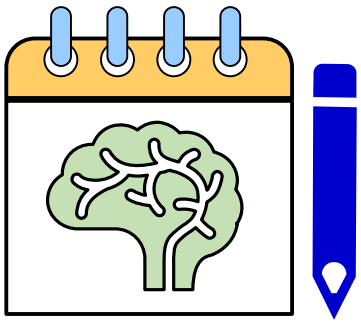

It's always easier to get things done when you have a plan. Creating a study plan for the GED Math test can help you to stay on track with your studies. It's important to sit down and prepare a study plan with what works with your life, work, and any other obligations you may have. Devote enough time each day to studying. It's also a great idea to break down each section of the exam into blocks and study one concept at a time.

It's important to understand that there is no "right" way to create a study plan. Your study plan will be personalized based on your specific needs and learning style.

Follow these guidelines to create an effective study plan for your GED Math test:

★ **Analyze your learning style and study habits** – Everyone has a different learning style. It is essential to embrace your individuality and the unique way you learn. Think about what works and what doesn't work

Adding and Subtracting Fractions

- ☆ For "like" fractions (fractions with the same denominator), add or subtract the numerators (top numbers) and write the answer over the common denominator (bottom numbers).
- ☆ Adding and Subtracting fractions with the same denominator:

  $\frac{a}{b}+\frac{c}{b}=\frac{a+c}{b}$, $\frac{a}{b}-\frac{c}{b}=\frac{a-c}{b}$
- ☆ Find equivalent fractions with the same denominator before you can add or subtract fractions with different denominators.
- ☆ Adding and Subtracting fractions with different denominators:

  $\frac{a}{b}+\frac{c}{d}=\frac{ad+bc}{bd}$, $\frac{a}{b}-\frac{c}{d}=\frac{ad-b}{bd}$

Examples:

Example 1. Find the sum. $\frac{3}{4}+\frac{2}{3}=$

***Solution*:** These two fractions are "unlike" fractions. (they have different denominators). Use this formula: $\frac{a}{b}+\frac{c}{d}=\frac{ad+c}{bd}$

Then: $\frac{3}{4}+\frac{2}{3}=\frac{(3)(3)+(4)(2)}{4\times3}=\frac{9+8}{12}=\frac{17}{12}$

Example 2. Find the difference. $\frac{4}{7}-\frac{2}{5}=$

***Solution*:** For "unlike" fractions, find equivalent fractions with the same denominator before you can add or subtract fractions with different denominators. Use this formula: $\frac{a}{b}-\frac{c}{d}=\frac{ad-bc}{bd}$

$\frac{4}{7}-\frac{2}{5}=\frac{(4)(5)-(2)(7)}{7\times5}=\frac{20-14}{35}=\frac{6}{35}$

Multiplying and Dividing Fractions

☆ **Multiplying fractions:** multiply the top numbers and multiply the bottom numbers. Simplify if necessary. $\frac{a}{b} \times \frac{c}{d} = \frac{a \times c}{b \times d}$

☆ **Dividing fractions:** Keep, Change, Flip

☆ Keep the first fraction, change the division sign to multiplication, and flip the numerator and denominator of the second fraction. Then, solve!

$$\frac{a}{b} \div \frac{c}{d} = \frac{a}{b} \times \frac{d}{c} = \frac{a \times d}{b \times c}$$

Examples:

Example 1. Multiply. $\frac{3}{4} \times \frac{2}{5} =$

***Solution*:** Multiply the top numbers and multiply the bottom numbers.
$\frac{3}{4} \times \frac{2}{5} = \frac{3 \times 2}{4 \times 5} = \frac{6}{20}$, now, simplify: $\frac{6}{20} = \frac{6 \div 2}{20 \div 2} = \frac{3}{10}$

Example 2. Solve. $\frac{2}{3} \div \frac{3}{7} =$

***Solution*:** Keep the first fraction, change the division sign to multiplication, and flip the numerator and denominator of the second fraction.
Then: $\frac{2}{3} \div \frac{3}{7} = \frac{2}{3} \times \frac{7}{3} = \frac{2 \times 7}{3 \times 3} = \frac{14}{9}$

Example 3. Calculate. $\frac{6}{5} \times \frac{2}{3} =$

Solution: Multiply the top numbers and multiply the bottom numbers.
$\frac{6}{5} \times \frac{2}{3} = \frac{6 \times 2}{5 \times 3} = \frac{12}{15}$, simplify: $\frac{12}{15} = \frac{12 \div 3}{15 \div 3} = \frac{4}{5}$

Example 4. Solve. $\frac{4}{5} \div \frac{3}{8} =$

Solution: Keep the first fraction, change the division sign to multiplication, and flip the numerator and denominator of the second fraction.
Then: $\frac{4}{5} \div \frac{3}{8} = \frac{4}{5} \times \frac{8}{3} = \frac{4 \times 8}{5 \times 3} = \frac{32}{15}$

Adding Mixed Numbers

Use the following steps for adding mixed numbers:

- ☆ Add whole numbers of the mixed numbers.
- ☆ Add the fractions of the mixed numbers.
- ☆ Find the Least Common Denominator (LCD) if necessary.
- ☆ Add whole numbers and fractions.
- ☆ Write your answer in lowest terms.

Examples:

Example 1. Add mixed numbers. $3\frac{2}{3}+1\frac{2}{5}=$

Solution: Let's rewriting our equation with parts separated, $3\frac{2}{3}+1\frac{2}{5}=3+\frac{2}{3}+1+\frac{2}{5}$. Now, add whole number parts: $3+1=4$. Add the fraction parts $\frac{2}{3}+\frac{2}{5}$. Rewrite to solve with the equivalent fractions. $\frac{2}{3}+\frac{2}{5}=\frac{10}{15}+\frac{6}{15}=\frac{16}{15}$. The answer is an improper fraction (numerator is bigger than denominator). Convert the improper fraction into a mixed number: $\frac{16}{15}=1\frac{1}{15}$. Now, combine the whole and fraction parts: $4+1\frac{1}{15}=5\frac{1}{15}$.

Example 2. Find the sum. $2\frac{1}{2}+1\frac{3}{5}=$

Solution: Rewriting our equation with parts separated, $2+\frac{1}{2}+1+\frac{3}{5}$. Add the whole number parts: $2+1=3$. Add the fraction parts: $\frac{1}{2}+\frac{3}{5}=\frac{5}{10}+\frac{6}{10}=\frac{11}{10}$.
Convert the improper fraction into a mixed number: $\frac{11}{10}=1\frac{1}{10}$.
Now, combine the whole and fraction parts: $3+1\frac{1}{10}=4\frac{1}{10}$.

Subtracting Mixed Numbers

Use these steps for subtracting mixed numbers.

- ☆ Convert mixed numbers into improper fractions. $a\frac{c}{b} = \frac{ab+c}{b}$
- ☆ Find equivalent fractions with the same denominator for unlike fractions. (fractions with different denominators)
- ☆ Subtract the second fraction from the first one. $\frac{a}{b} - \frac{c}{d} = \frac{ad-bc}{bd}$
- ☆ Write your answer in lowest terms.
- ☆ If the answer is an improper fraction, convert it into a mixed number.

Examples:

Example 1. Subtract. $2\frac{1}{5} - 1\frac{2}{3} =$

Solution: Convert mixed numbers into fractions:

$2\frac{1}{5} = \frac{2\times5+1}{5} = \frac{11}{5}$ and $1\frac{2}{3} = \frac{1\times3+2}{3} = \frac{5}{3}$

These two fractions are "unlike" fractions. (they have different denominators).

Find equivalent fractions with the same denominator. Use this formula:

$\frac{a}{b} - \frac{c}{d} = \frac{ad - bc}{bd}$

$\frac{11}{5} - \frac{5}{3} = \frac{(11)(3)-(5)(5)}{5\times3} = \frac{33-25}{15} = \frac{8}{15}$

Example 2. Find the difference. $2\frac{3}{7} - 1\frac{4}{5} =$

Solution: Convert mixed numbers into fractions:

$2\frac{3}{7} = \frac{2\times7+3}{7} = \frac{17}{7}$ and $1\frac{4}{5} = \frac{1\times5+4}{5} = \frac{9}{5}$

Then: $2\frac{3}{7} - 1\frac{4}{5} = \frac{17}{7} - \frac{9}{5} = \frac{(17)(5)-(9)(7)}{7\times5} = \frac{85-63}{35} = \frac{22}{35}$

Multiplying Mixed Numbers

Use the following steps for multiplying mixed numbers:

- ☆ Convert the mixed numbers into fractions. $a\frac{c}{b} = a + \frac{c}{b} = \frac{ab+c}{b}$
- ☆ Multiply fractions. $\frac{a}{b} \times \frac{c}{d} = \frac{a \times c}{b \times d}$
- ☆ Write your answer in lowest terms.
- ☆ If the answer is an improper fraction (numerator is bigger than denominator), convert it into a mixed number.

Examples:

Example 1. Multiply. $3\frac{1}{3} \times 2\frac{3}{5} =$

Solution: Convert mixed numbers into fractions,
$3\frac{1}{3} = \frac{3\times3+1}{3} = \frac{10}{3}$ and $2\frac{3}{5} = \frac{2\times5+3}{5} = \frac{13}{5}$. Apply the fractions rule for multiplication:
$\frac{10}{3} \times \frac{13}{5} = \frac{10 \times 13}{3 \times 5} = \frac{130}{15} = \frac{130 \div 5}{15 \div 5} = \frac{26}{3}$
The answer is an improper fraction. Convert it into a mixed number. $\frac{26}{3} = 8\frac{2}{3}$

Example 2. Multiply. $2\frac{3}{4} \times 4\frac{3}{7} =$

Solution: Converting mixed numbers into fractions, $2\frac{3}{4} \times 4\frac{3}{7} = \frac{11}{4} \times \frac{31}{7}$
Apply the fractions rule for multiplication: $\frac{11}{4} \times \frac{31}{7} = \frac{11\times31}{4\times7} = \frac{341}{28} = 12\frac{5}{28}$

Example 3. Find the product. $4\frac{3}{5} \times 3\frac{4}{6} =$

Solution: Convert mixed numbers to fractions: $4\frac{3}{5} = \frac{23}{5}$ and $3\frac{4}{6} = \frac{22}{6} = \frac{22\div2}{6\div2} = \frac{11}{3}$.

Multiply two fractions:

$\frac{23}{5} \times \frac{11}{3} = \frac{23\times11}{5\times3} = \frac{253}{15} = 16\frac{13}{15}$

Dividing Mixed Numbers

Use the following steps for dividing mixed numbers:

- ☆ Convert the mixed numbers into fractions. $a\frac{c}{b} = a + \frac{c}{b} = \frac{ab+c}{b}$
- ☆ Divide fractions: Keep, Change, Flip: Keep the first fraction, change the division sign to multiplication, and flip the numerator and denominator of the second fraction. Then, solve! $\frac{a}{b} \div \frac{c}{d} = \frac{a}{b} \times \frac{d}{c} = \frac{a \times d}{b \times c}$
- ☆ Write your answer in lowest terms.
- ☆ If the answer is an improper fraction (numerator is bigger than denominator), convert it into a mixed number.

Examples:

Example 1. Solve. $2\frac{2}{3} \div 1\frac{1}{2} =$

Solution: Convert mixed numbers into fractions:
$2\frac{2}{3} = \frac{2\times3+2}{3} = \frac{8}{3}$ and $1\frac{1}{2} = \frac{1\times2+1}{2} = \frac{3}{2}$
Keep, Change, Flip: $\frac{8}{3} \div \frac{3}{2} = \frac{8}{3} \times \frac{2}{3} = \frac{8\times2}{3\times3} = \frac{16}{9}$. The answer is an improper fraction. Convert it into a mixed number: $\frac{16}{9} = 1\frac{7}{9}$

Example 2. Solve. $4\frac{2}{3} \div 1\frac{3}{5} =$

Solution: Convert mixed numbers to fractions, then solve:
$4\frac{2}{3} \div 1\frac{3}{5} = \frac{14}{3} \div \frac{8}{5} = \frac{14}{3} \times \frac{5}{8} = \frac{70}{24} = 2\frac{11}{12}$

Example 3. Solve. $3\frac{2}{5} \div 2\frac{1}{3} =$

Solution: Converting mixed numbers to fractions: $3\frac{2}{5} \div 2\frac{1}{3} = \frac{17}{5} \div \frac{7}{3}$
Keep, Change, Flip: $\frac{17}{5} \div \frac{7}{3} = \frac{17}{5} \times \frac{3}{7} = \frac{17\times3}{5\times7} = \frac{51}{35} = 1\frac{16}{35}$

Day 1: Practices

Simplify each fraction.

1) $\frac{2}{8} =$

2) $\frac{5}{15} =$

3) $\frac{12}{36} =$

4) $\frac{65}{120} =$

Find the sum or difference.

5) $\frac{3}{10} + \frac{2}{10} =$

6) $\frac{4}{5} + \frac{1}{10} =$

7) $\frac{3}{4} + \frac{6}{20} =$

8) $\frac{4}{9} - \frac{1}{9} =$

9) $\frac{3}{8} - \frac{1}{6} =$

10) $\frac{9}{21} - \frac{2}{7} =$

Find the products or quotients.

11) $\frac{3}{4} \div \frac{9}{12} =$

12) $\frac{7}{10} \div \frac{21}{20} =$

13) $\frac{12}{21} \div \frac{3}{7} =$

14) $\frac{12}{5} \times \frac{10}{24} =$

15) $\frac{33}{36} \times \frac{3}{4} =$

16) $\frac{7}{9} \times \frac{1}{3} =$

Find the sum.

17) $3\frac{1}{2} + 1\frac{3}{4} =$

18) $4\frac{1}{8} + 2\frac{7}{8} =$

19) $4\frac{1}{2} + 2\frac{3}{8} =$

20) $1\frac{2}{21} + 4\frac{4}{7} =$

21) $6\frac{3}{5} + 1\frac{2}{3} =$

22) $2\frac{3}{11} + 3\frac{1}{2} =$

Find the difference.

23) $6\frac{2}{3} - 4\frac{1}{3} =$

24) $5\frac{2}{5} - 3\frac{1}{5} =$

25) $8\frac{1}{2} - 3\frac{1}{4} =$

26) $7\frac{2}{3} - 2\frac{1}{6} =$

Find the products.

27) $1\frac{2}{3} \times 2\frac{3}{4} =$

28) $1\frac{1}{6} \times 1\frac{3}{5} =$

29) $4\frac{1}{2} \times 1\frac{2}{3} =$

30) $2\frac{1}{2} \times 4\frac{4}{5} =$

31) $2\frac{1}{5} \times 4\frac{1}{2} =$

32) $1\frac{1}{9} \times 2\frac{3}{5} =$

Solve.

33) $3\frac{1}{3} \div 1\frac{2}{3} =$

34) $4\frac{2}{3} \div 2\frac{1}{2} =$

35) $6\frac{1}{5} \div 2\frac{1}{3} =$

36) $2\frac{2}{3} \div 1\frac{4}{9} =$

37) $4\frac{1}{6} \div 2\frac{1}{8} =$

38) $3\frac{2}{5} \div 1\frac{5}{4} =$

39) A pizza cut into 6 parts. David and his sister Sara ordered two pizzas. David ate $\frac{1}{3}$ of his pizza and Eva ate $\frac{1}{2}$ of her pizza. What part of the two pizzas was left?

40) Jake is preparing to run a marathon. He runs $9\frac{1}{3}$ miles on Saturday and two times that many on Monday and Wednesday. Jake wants to run a total of 50 miles this week. How many more miles does he need to run?

41) Last week 21,000 fans attended a football match. This week four times as many bought tickets, but one third of them cancelled their tickets. How many are attending this week?

42) In a bag of small balls $\frac{1}{2}$ are black, $\frac{1}{4}$ are white, $\frac{1}{8}$ are red and the remaining 16 blue. How many balls are white?