ACT Aspire Grade 3 Mathematics

A Comprehensive Review and Ultimate Guide to the ACT Aspire Math Test

2 Full-Length ACT Aspire Math Practice Exams

2,500 + Math problems with answers

A comprehensive review of everything on ACT Aspire Math

Reza Nazari & Ava Ross

www.EffortlessMath.com

… So Much More Online!

✓ FREE Math lessons

✓ More Math learning books!

✓ Mathematics Worksheets

✓ Online Math Tutors

Need a PDF version of this book?

Visit www.EffortlessMath.com

ACT Aspire Grade 3 Mathematics

A Comprehensive Review and Ultimate Guide to the ACT Aspire Math Test

By

Reza Nazari & Ava Ross

Copyright © 2018

Reza Nazari & Ava Ross

All rights reserved. No part of this publication may be reproduced, stored in a retrieval system, or transmitted in any form or by any means, electronic, mechanical, photocopying, recording, scanning, or otherwise, except as permitted under Section 107 or 108 of the 1976 United States Copyright Ac, without permission of the author.

All inquiries should be addressed to:

info@effortlessMath.com

www.EffortlessMath.com

ISBN-13: 978-1-970036-17-6

ISBN-10: 1-970036-17-6

Published by: Effortless Math Education

www.EffortlessMath.com

Description

The goal of this book is simple. It will help your student incorporates the best method and the right strategies to prepare for the ACT Aspire Mathematics test FAST and EFFECTIVELY.

ACT Aspire Grade 3 Mathematics is full of specific and detailed material that will be key to succeeding on the ACT Aspire Math. It's filled with the critical math concepts a student will need in order to ace the test. Math concepts in this book break down the topics, so the material can be quickly grasped. Examples are worked step–by–step, so you learn exactly what to do.

ACT Aspire Math Workbook helps your student to focus on all Math topics that students will need to ace the ACT Aspire Math test. This book with 2 complete ACT Aspire tests is all your student will ever need to fully prepare for the ACT Aspire Math.

This workbook includes practice test questions. It contains easy–to–read essential summaries that highlight the key areas of the ACT Aspire Math test. Effortless Math test study guide reviews the most important components of the ACT Aspire Math test. Anyone planning to take the ACT Aspire Math test should take advantage of the review material and practice test questions contained in this study guide.

Inside the pages of this workbook, students can learn basic math operations in a structured manner with a complete study program to help them understand essential math skills. It also has many exciting features, including:

- Dynamic design and easy–to–follow activities
- A fun, interactive and concrete learning process
- Targeted, skill–building practices
- Math topics are grouped by category, so students can focus on the topics they struggle on
- All solutions for the exercises are included, so you will always find the answers
- 2 Complete ACT Aspire Math Practice Tests that reflect the format and question types on ACT Aspire

ACT Aspire Math is a breakthrough in Math learning — offering a winning formula and the most powerful methods for learning basic Math topics confidently. Each section offers step–by–step instruction and helpful hints, with a few topics being tackled each chapter. Two complete REAL ACT Aspire Math tests are provided at the back of the book to refine your student's Math skills.

ACT Aspire Math **is the only book your student will ever need to master Basic Math topics!** It can be used as a self–study course – you do not need to work with a Math tutor. (It can also be used with a Math tutor).

Ideal for self–study as well as for classroom usage.

About the Author

Reza Nazari is the author of more than 100 Math learning books including:
– Math and Critical Thinking Challenges: For the Middle and High School Student
– ACT Math in 30 Days.
– ASVAB Math Workbook 2018 – 2019
– Effortless Math Education Workbooks
– and many more Mathematics books …

Reza is also an experienced Math instructor and a test–prep expert who has been tutoring students since 2008. Reza is the founder of Effortless Math Education, a tutoring company that has helped many students raise their standardized test scores—and attend the colleges of their dreams. Reza provides an individualized custom learning plan and the personalized attention that makes a difference in how students view math.

You can contact Reza via email at:
reza@EffortlessMath.com

Find Reza's professional profile at:
goo.gl/zoC9rJ

Contents

Chapter 1: Numbers, Comparing and Patterns 10
Odd or Even 11
Number Sequences 12
Roman Numerals 13
Write Numbers in Words 14
Comparing and Ordering Numbers 15
Repeating Pattern 16
Growing Patterns 17
Place Values 18
Ordinal Numbers 19
Answers of Worksheets – Chapter 1 20
Chapter 2: Adding and Subtracting 24
Adding Two–Digit Numbers 25
Subtracting Two–Digit Numbers 26
Adding Three–Digit Numbers 27
Adding Hundreds 28
Adding 4–Digit Numbers 29
Subtracting 4–Digit Numbers 30
Answers of Worksheets – Chapter 2 31
Chapter 3: Multiplication and Division 33
Multiplication by 0, 1, 2, and 3 34
Multiplication by 4, 5, 6 35
Multiplication by 7, 8, 9 36
Multiplication by 10, 11, 12 37
Division by 0, 1, 2, 3 38
Division by 4, 5, 6 39
Division by 7, 8, 9 40
Division by 10, 11, 12 41
Dividing by Tens 42
Divide 3–Digit Numbers by 1-Digit Numbers 43
Multiply 1digit by 3–Digit Numbers 44

Answers of Worksheets – Chapter 3 45
Chapter 3: Data and Graphs 48
Bar Graph 49
Tally and Pictographs 50
Line Graphs 51
Answers of Worksheets – Chapter 3 52
Chapter 4: Spatial sense, Estimation and rounding 54
Rounding Numbers 55
Estimate Sums 56
Estimate Differences 57
Estimate Products 58
Missing Numbers 59
Answers of Worksheets – Chapter 4 61
Chapter 5: Money 63
Add Money Amounts 64
Subtract Money Amounts 65
Money: Word Problems 66
Answers of Worksheets – Chapter 5 67
Chapter 6: Time and Calendars 68
Read Clocks 69
Telling Time 70
Digital Clock 71
Measurement – Time 72
Calendars 73
Answers of Worksheets – Chapter 6 74
Chapter 7: Measurement 75
Metric System 76
Length 77
Temperature 78
Liters & Milliliters 79
Kilograms & Grams 80
Answers of Worksheets – Chapter 7 81
Chapter 8: Geometric 83

Identifying Angles: Acute, Right, Obtuse, and Straight Angles 84
Polygon Names 85
Classify Triangles 86
Parallel Sides in Quadrilaterals 87
Identify Rectangles 88
Perimeter: Find the Missing Side Lengths 89
Perimeter and Area of Squares 90
Perimeter and Area of rectangles 91
Area and Perimeter: Word Problems 92
Area of Squares and Rectangles 93
Answers of Worksheets – Chapter 11 95
Chapter 9: Fractions 97
Fractions 98
Fractions of a Number 99
Order Fractions 100
Simplifying Fractions 101
Improper Fraction 102
Comparing Fractions 103
Missing Denominator or Numerator 104
Answers of Worksheets – Chapter 9 105
ACT Aspire Math Practice Tests 109
ACT Aspire Practice Tests Answers and Explanations 137

Chapter 1: Numbers, Comparing and Patterns

Topics that you'll learn in this chapter:

- ✓ Odd or Even
- ✓ Number Sequences
- ✓ Roman Numerals
- ✓ Word Names for Numbers
- ✓ Comparing and Ordering Numbers
- ✓ Repeating Pattern
- ✓ Growing Patterns
- ✓ Place Values
- ✓ Ordinal Numbers

Odd or Even

Helpful Hints	**Even:** Any integer that can be divided exactly by 2 is an even number. **Odd:** Any integer that cannot be divided exactly by 2 is an odd number.	**Example:** –3, 1, 7 are all odd numbers – 12, 0, 8 are all even numbers

Identify whether each number is even or odd.

1) 12 _____
2) 7 _____
3) 33 _____
4) 18 _____
5) 99 _____
6) 55 _____
7) 34 _____
8) 87 _____
9) 94 _____
10) 14 _____
11) 22 _____
12) 79 _____

Circle the even number in each group.

13) 22, 11, 57, 13, 19, 47
14) 15, 17, 27, 23, 33, 26
15) 19, 35, 24, 57, 65, 49
16) 67, 58, 89, 63, 27, 63

Circle the odd number in each group.

17) 12, 14, 22, 64, 53, 98
18) 16, 26, 28, 44, 62, 73
19) 46, 82, 63, 98, 64, 56
20) 27, 92, 58, 36, 38, 72

Number Sequences

Helpful Hints

- A pattern is a group of numbers or objects that follow a rule.
- There is a rule in any pattern for repeating and changing.

Example:

Write the next three numbers in each counting sequence.

1) –32, –23, –14, _____, _____, _____, _____

2) 543, 528, 513, _____, _____, _____, _____

3) _____, _____, 56, 64, _____, 80

4) 23, 34, _____, _____, 67, _____

5) 24, 31, _____, _____, _____

6) 52, 45, _____ , _____, _____

7) 51, 44, 37, _____ , _____ , _____

8) 64, 51, 38, _____ , _____ , _____

9) What are the next three numbers in this counting sequence?

1350, 1550, 1750, _____, _____, _____

10) What is the seventh number in this counting sequence?

7, 16, 25, _____

Roman Numerals

Helpful Hints

1	I	11	XI	21	XXI
2	II	12	XII	22	XXII
3	III	13	XIII	23	XXIII
4	IV	14	XIV	24	XXIV
5	V	15	XV	25	XXV
6	VI	16	XVI	26	XXVI
7	VII	17	XVII	27	XXVII
8	VIII	18	XVIII	28	XXVIII
9	IX	19	XIX	29	XXIX
10	X	20	XX	30	XXX

Write in Romans numerals.

1) 2 _____

2) 6 _____

3) 4 _____

4) 9 _____

5) 10 _____

6) 7 _____

7) 3 _____

8) 1 _____

9) 5 _____

10) 8 _____

11) Add 7 + 2 and write in Roman numerals. _____

12) Add 6 + 5 and write in Roman numerals. _____

13) Subtract 12 – 6 and write in Roman numerals. _____

14) Subtract 20 – 8 and write in Roman numerals. _____

Write Numbers in Words

Helpful Hints

- First, learn to write numbers from 1 to 9.
1 = one, 2 = two, 3 = three, 4 = four, 5 = five,
6 = six, 7 = seven, 8 = eight, 9 = nine
- Learn how to write numbers from 10 to 100. For example: 16 = sixteen, 50 = fifty, 89 = eighty-nine
- Learn how to combine words to write more numbers.
For example: 120 is written as: one hundred twenty

Write each number in words.

1) 434 _____

2) 809 _____

3) 730 _____

4) 272 _____

5) 266 _____

6) 902 _____

7) 1,418 _____

8) 1,365 _____

9) 3,374 _____

10) 2,486 _____

11) 7,671 _____

12) 6,290 _____

13) 3,147 _____

14) 5,012 _____

Comparing and Ordering Numbers

Helpful Hints	**Comparing:** Equal to = Less than < Greater than >>br>Greater than or equal ≥ Less than or equal ≤	To compare numbers, you can use number line! As you move from left to right on the number line, you find a bigger number!	**Example:** 56 > 35 Order integers from least to greatest. (– 11, – 13, 7, – 2, 12) – 13 <– 11< – 2 < 7 <12

Use less than, equal to or greater than.

1) 23 _____ 34
2) 89 _____ 98
3) 45 _____ 25
4) 34 _____ 32
5) 91 _____ 91
6) 57 _____ 55
7) 85 _____ 78
8) 56 _____ 43
9) 34 _____ 34
10) 92 _____ 98
11) 38 _____ 46
12) 67 _____ 58
13) 88 _____ 69
14) 23 _____ 34

Order each set numbers from least to greatest.

15) – 15, – 19, 20, – 4, 1 ___, ___, ___, ___, ___, ___
16) 6, – 5, 4, – 3, 2 ___, ___, ___, ___, ___, ___
17) 15, – 42, 19, 0, – 22 ___, ___, ___, ___, ___, ___
18) 26, – 91, 0, – 13, 67, – 55 ___, ___, ___, ___, ___, ___
19) – 17, – 71, 90, – 25, – 54, – 39 ___, ___, ___, ___, ___, ___
20) 98, 5, 46, 19, 77, 24 ___, ___, ___, ___, ___, ___

Repeating Pattern

Helpful Hints

- Look for a relationship between two shapes in a row.
- After finding the rule, check the pattern for all other shapes.
- Use the rule to find next shapes.

Example:

Circle the picture that comes next in each picture pattern.

1)



2)



3)



4)



Growing Patterns

Helpful Hints

- Look for a relationship between two shapes in a row.
- After finding the rule, check the pattern for all other shapes.
- Use the rule to find next shapes.

Draw the picture that comes next in each growing pattern.

1) 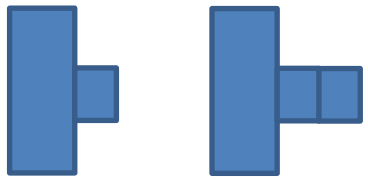	
2) 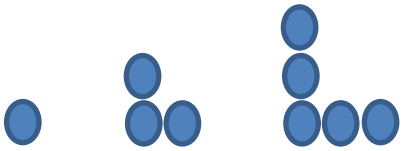	
3) 	
4) 	
5) 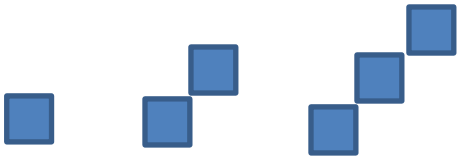	

Place Values

Helpful Hints

The value of the place, or position, of a digit in a number.
For the number 3,684.26

Decimal Place Value Chart

Millions	Hundred thousands	Ten thousands	Thousands	Hundreds	Tens	Ones	Decimal point	Tenths	Hundredths	Thousandths	Ten-thousandths	Hundred thousandths	Millionths
			3	6	8	4	.	2	6				

Example:
In 456, the 5 is in "tens" position.

Write numbers in expanded form.

1) Thirty–five 30 + 5

2) Sixty–seven ___ + ___

3) Forty–two ___ + ___

4) Eighty–nine ___ + ___

5) Ninety–one ___ + ___

Circle the correct choice.

6) The 2 in 72 is in the ones place tens place hundreds place

7) The 6 in 65 is in the ones place tens place hundreds place

8) The 2 in 342 is in the ones place tens place hundreds place

9) The 5 in 450 is in the ones place tens place hundreds place

10) The 3 in 321 is in the ones place tens place hundreds place

Ordinal Numbers

Helpful Hints

- An Ordinal Number is a number that shows the position of something in a list. For example, first (1st), Second (2nd), Third (3rd), Fourth (4th), Fifth (5th) etc.

Identify the ordinal position of the letters.

1) B _____Second___ 2nd ____
2) H _____
3) A _____
4) E _____
5) F _____
6) G _____
7) D _____
8) K _____
9) L _____
10) M _____

Write the months in ordinal numbers.

11) March is the _____
12) May is the _____
13) July is the _____
14) September is the _____